

Ven-Rez Product Guide

Quality Products, Innovation and Service since 1948

Ven-Rez has been manufacturing school, institutional and library furniture for over 60 years! Our 120,000 square foot manufacturing facility located in Eastern Canada has easy access to international shipping, allowing us to supply markets in North America, Africa and the West Indies.

As a manufacturer, **Ven-Rez** offers you the knowledge, flexibility and solutions not usually available through dealers and middlemen. Many new products originate from working closely with our customers on unique or custom projects.

The institutional market demands durable furniture and **Ven-Rez** is unmatched in this capability. Robotic welding, double strength bracing and connections, heavy gauge steel and unique engineering all contribute to our exceptional products.



Tel 902.875.3178
Fax 902.875.3371
sales@ven-rez.com
www.ven-rez.com

380 Sandy Point Road
PO Box 399
Shelburne, Nova Scotia
Canada B0T 1W0



Ven-Rez is a member of **The Shaw Group**, recognized as one of Canada's 50 Best Managed Companies since 2001.



The mark of responsible forestry

Ven-Rez Colour Guide

All samples are intended to be representative only.
For accurate colour selection, please contact Ven-Rez.

High Pressure Laminate Options




Fabric Options



Horizon Plastic Chair Options



Steel Powder Coat Options



Classroom Desks

Student Desks and Combination Chair Desks are offered in a variety of work surface sizes and storage options to meet the needs of students in any learning environment.

Ven-Rez desks feature:

- All-welded frames with 1¼", 16-gauge steel legs with powder-coat finish
- Standard desk tops have a 5/8" MDF core with high pressure laminate face
- Tamper-proof, bull-nosed edges
- Fixed or adjustable-height option, excluding the **Champion** and **Combination Chair Desks**
- Fixed heights available in 2" increments from 22" to 30"
- Adjustable leg option in 2" increments from 22" to 30" with 2 set screws per leg for maximum holding power
- Pencil groove is optional for **all** Classroom Desks



Felt Glides

High density felt pad integrated into a heavy-duty nylon glide. Helps reduce classroom noise while protecting floors. Available upon request.



Optional Plywood Core

For excessively humid environments, consider hardcore plywood desktops.



23-2418

Champion Desk

Ideal for senior classrooms where desk storage is normally not required and leg room is important.

- Angled legs prevent tipping

Model #	Top Size	Height
23-2418	24 x 18"	30"
23-3018	30 x 18"	30"
23-3024	30 x 24"	30"
23-3624	36 x 24"	30"



20-2418-99



Adjusts in 2" increments from 22" to 30"



Horizon Open-Front Desk

Our most popular model for middle and junior level classrooms.

- 5.5"H storage box with 1.25" retaining lip

Model #	Top Size	Choose Height
20-2418	24 x 18"	22" • 24" • 26" • 28" • 30"
20-3024	30 x 24"	22" • 24" • 26" • 28" • 30"
20-3624	36 x 24"	22" • 24" • 26" • 28" • 30"
20-4818	48 x 18"	22" • 24" • 26" • 28" • 30"
20-4824	48 x 24"	22" • 24" • 26" • 28" • 30"
20-2418-99	24 x 18"	Adjustable from 22" to 30"
20-3024-99	30 x 24"	Adjustable from 22" to 30"
20-3624-99	36 x 24"	Adjustable from 22" to 30"

Classroom Desks

All Ven-Rez student desks are available in 2 trapezoidal shapes that can be configured for group work. See **Horizon Shaped Desk Tops** below.



21-2418

Horizon See-Through Desk

Offers improved teacher monitoring and easy cleaning.

Model #	Top Size	Choose Height
21-2418	24 x 18"	22" • 24" • 26" • 28" • 30"
21-3024	30 x 24"	22" • 24" • 26" • 28" • 30"
21-2418-99	24 x 18"	Adjustable from 22" to 30"
21-3024-99	30 x 24"	Adjustable from 22" to 30"



24-2418

Horizon Lift-Lid Desk

The lift top keeps stored items secure and away from fidgeting hands. Hinge lock prevents lid from closing accidentally.

Model #	Top Size	Choose Height
24-2418	24 x 18"	22" • 24" • 26" • 28" • 30"
24-3024	30 x 24"	22" • 24" • 26" • 28" • 30"
24-2418-99	24 x 18"	Adjustable from 22" to 30"
24-3024-99	30 x 24"	Adjustable from 22" to 30"



Horizon Shaped Desk Tops

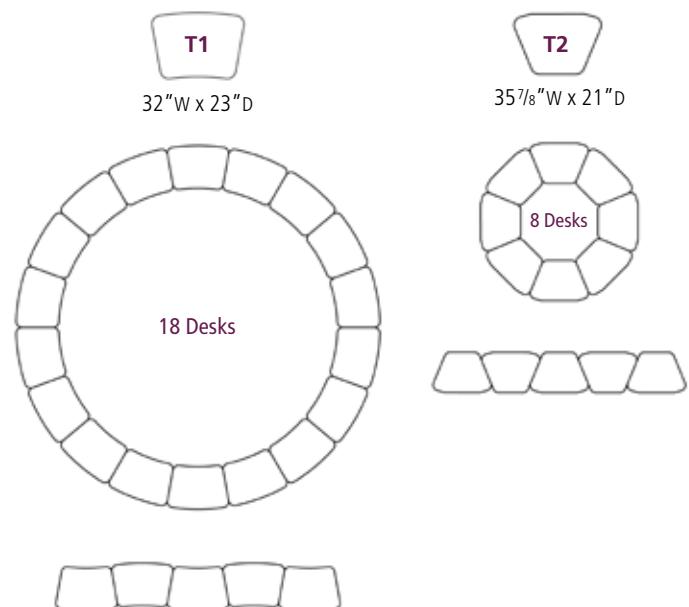
All Ven-Rez student desks are available in 2 trapezoidal shapes. These shaped tops, with softly rounded corners, allow the desks to be configured into circles or semi-circles for collaborative work or creative teaching.

Choose from 2 desk top sizes/shapes:

- Model T1 – 32"W x 23"D for large work groups (18 desks)
- Model T2 – 35⁷/₈"W x 21"D for smaller work groups (8 desks)

Ordering: The Model # for this shaped desk top option includes your 2 digit desk type (5 desk types shown on these pages) followed by the standard frame size of 24" x 18", and the shaped top design option (T1 or T2)

Example: 21-2418-T2 would be the Horizon See-Through desk with the 35⁷/₈" x 21" top for smaller work groups (8 desks & circle)



Classroom Desks



Yellow tote box: Model # 4758
16¼" x 14" x 4½"H

28-2418-99

Horizon Wire Bookshelf Desk

The wire shelf is perfect for storing books (not trash) while offering the teacher full visibility. A tote box for younger students is available which can be moved for storage or security.

- Fixed or adjustable height legs
- Shown above with optional tote box (Model # 4758)

Model #	Top Size	Choose Height
28-2418	24 x 18"	22" • 24" • 26" • 28" • 30"
28-3024	30 x 24"	22" • 24" • 26" • 28" • 30"
28-2418-99	24 x 18"	Adjustable
28-3024-99	30 x 24"	Adjustable



Available in fixed or adjustable height.
Legs adjust in 2" increments from 22" to 32"

28-2418-99



Wheelchair accessible table with tilt-top and side storage box.
Top tilts from 0° to 45°. Height adjusts from 28" to 34".
Model # WC-4220-TT



Legs adjust in 2" increments from 24" to 32"

WC-4022-99

Optional side storage box

Horizon Wheelchair Accessible Desk

Extra large 40 x 22" work surface with 17 x 6" wheelchair cut-out and 3" grommet for cabling. Removable hardwood rails prevent objects from rolling off the top.

- Legs adjust in 2" increments from 24" to 32".
- Optional side storage box

Model #	Top Size	Height	Options
WC-4022-99	40 x 22"	Adjustable	Side storage box

Classroom Desks



Horizon Art Drafting Chair
Model # 01-1131-99
Seating section page 4

26-3024-37



Side storage box 12 x 24"

26-3624-30

Horizon Art/Drafting Desk

The work surface adjusts from 0° to 45° with a metal retaining lip to keep papers in place.

- Standard heights of 30" and 37"
- Side storage box on model 26-3624

Model #	Top Size	Height	Features
26-2424-30	24 x 24"	30"	45° fixed slope
26-2424-37	24 x 24"	37"	45° fixed slope
26-3024-30	30 x 24"	30"	Adjustable slope: 0° to 45°
26-3024-37	30 x 24"	37"	Adjustable slope: 0° to 45°
26-3624-30	36 x 24"	30"	Adjustable slope + side storage box
26-3624-37	36 x 24"	37"	Adjustable slope + side storage box

Lecture Hall Strip Table



Lecture Hall Strip Tables are a custom designed/built system to meet the needs of a specific room or auditorium. Heavy gauge steel framing, high pressure laminate desk tops with 3mm (or T-band) edging ensure a durable and long-lasting work surface. Wire management options are also available.

Ven-Rez will be pleased to design a lecture room table system to meet your needs..

LH Series Lecture Hall Strip Tables

Custom-designed, continuous-run tables for lecture hall, college or university settings

Model #	Size	Options
LH-6024-30	Custom	3" diameter grommets • Fixed wire trays

The Strip Tables shown here measure 24" deep x 60" wide (leg to leg). The high pressure laminate and melamine finish colour is *Sugar Maple*. Edges are bull-nosed, black T-band which is routed into the core, glued and then stapled into place.



Shown with **Horizon** Chair
Model # 01-1111-18
Seating section page 3

Tablet Arm Chairs

All **Hercules** Tablet chairs feature the flexible thermo plastic **Horizon** shell chair that's shaped to promote proper posture and all-day comfort. Tablets are constructed of 5/8" MDF covered in heat and scratch resistant high pressure laminate. Chair legs are extremely durable, 16-gauge steel with 14-gauge cross-bracing.



Hercules II Folding Tablet Arm Chair

The convenient folding tablet feature is ideal for music rooms where flexibility is important. The wire book rack is standard.

- 11 x 13" writing surface and 18" seat height

Model #	Tablet	Options
02-1314-18	11 x 13"	No wire book rack • Left or right-hand tablet



Hercules II Tablet Arm Chair

The Hercules II tablet arm desk with 18" height chair and large (19 x 19") or medium (11 x 20") writing surface is intended for senior students or adults in a lecture hall environment.

- Standard wire book rack (not shown)

Model #	Tablet	Options
02-1311-18	11 x 20"	No wire book rack
02-1312-18	19 x 19"	No wire book rack (shown)



Hercules II Pedestal Tablet Arm Chair

Both the fixed and folding tablet arm chairs feature a pedestal base for permanent floor installation. Seat height is 18".

Model #	Tablet
02-1315-18	11 x 13" fixed
02-1316-18	11 x 20" fixed
02-1317-18	11 x 13" folding

Combination Chair Desks

Ven-Rez Combo Chair Desks derive their strength from rugged 1¼" diameter steel tubing x 16-gauge front and back legs with 12-gauge steel tube chair & desk connection. The desk top is constructed of 5/8" medium density fibreboard, covered with heat and scratch resistant, high pressure laminate. The tamper-proof edge is bullnosed (rounded) with 2 coats of lacquer.

FYI: These units are available as a **left** or **right-hand** entry, allowing for more efficient classroom design.



Supremus II



02-1371-18



Supremus III

Perfectus II Open Front Chair Desk

This combination chair-desk features a 24 x 18" top and a 13"D x 4¼"H storage box.

- Available with a junior chair (13" or 14"H) or senior chair (16" or 18"H)
- This unit is also available with a lift lid (not shown)

Model #	Seat	Desk type	Model #	Seat	Desk type
02-1371-13	13"	Open front	02-1372-13	13"	Lift lid
02-1371-14	14"	Open front	02-1372-14	14"	Lift lid
02-1371-16	16"	Open front	02-1372-16	16"	Lift lid
02-1371-18	18"	Open front	02-1372-18	18"	Lift lid

Supremus II & III Chair Desks

The Supremus is a combination chair-desk targeted for more senior students (no storage box). The Supremus II is the standard model while the Supremus III is a "beefed-up" model offering additional bracing and anti-teetering chair legs.

- Under-chair wire storage basket available for both models.

Model #	Style	Features
02-1341-18	Supremus II	With basket
02-1343-18	Supremus II	Without basket
02-1342-18	Supremus III	With basket
02-1344-18	Supremus III	Without basket

Study Carrels

The **Atlanta Study Carrel** is solidly constructed with a modular design that allows for a variety of configurations. Design options include a wood or steel frame, and square or curved side gables. The Atlanta series features a generous 30 x 24" or 36 x 24" work surface options and an overhead book shelf.

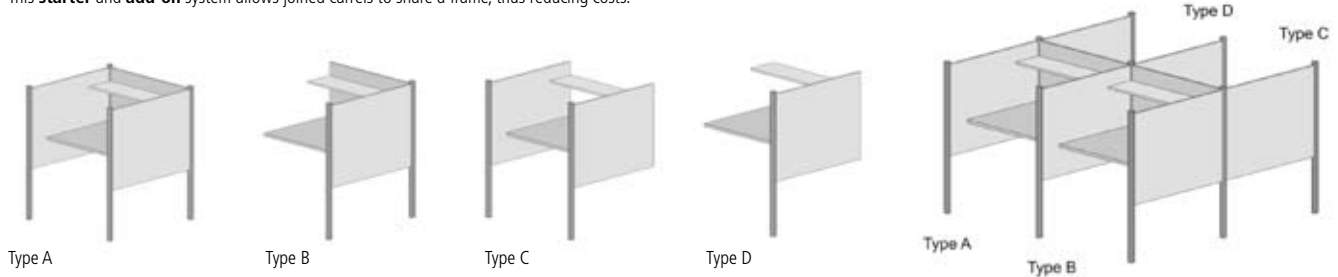
Optional:

- Height adjustability
- 3" diameter grommets
- Power bar
- Wire tray
- 24" fluorescent light
- Pullout keyboard tray
- Desk top power centre
- 3mm PVC edge
- Tack board

Steel-frame study carrel with Curved Panel option



This **starter** and **add-on** system allows joined carrels to share a frame, thus reducing costs.



Atlanta Steel-Frame Study Carrel

Model #	Width x Depth x Height	Description
49-3030-SA	30 x 30 x 48"	Type A (starter unit)
49-3030-SB	30 x 30 x 48"	Type B (open left)
49-3030-SC	30 x 30 x 48"	Type C (open back)
49-3030-SD	30 x 30 x 48"	Type D (open left back)
49-3630-SA	36 x 30 x 48"	Type A (starter unit)
49-3630-SB	36 x 30 x 48"	Type B (open left)
49-3630-SC	36 x 30 x 48"	Type C (open back)
49-3630-SD	36 x 30 x 48"	Type D (open left back)

Atlanta Hardwood Leg Study Carrel

Model #	Width x Depth x Height	Description
49-3030-WA	30 x 30 x 48"	Type A (starter unit)
49-3030-WB	30 x 30 x 48"	Type B (open left)
49-3030-WC	30 x 30 x 48"	Type C (open back)
49-3030-WD	30 x 30 x 48"	Type D (open left back)
49-3030-WA	36 x 30 x 48"	Type A (starter unit)
49-3030-WB	36 x 30 x 48"	Type B (open left)
49-3030-WC	36 x 30 x 48"	Type C (open back)
49-3030-WD	36 x 30 x 48"	Type D (open left back)

53 Series Work Station

The **53 Series** work station is a functional, component-based system that can be configured to meet the needs of any office. With a variety of styling, construction and material options, **Ven-Rez** can design a desk system that meets your work space needs and budget.

See our full selection of desk system components on the next page.

53 Series Bow Front Office Suite

This work station is shown with a bow-shaped main desk and a right-hand run-off desk connected to a credenza with 4-door hutch. The credenza features two lateral file drawers.



Fabric tackboard option available for Hutches.

See page 14 of the Library section for more Reception and Circulation desks.



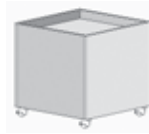
53 Series D-Shape Office Suite

This unit is shown with a D-shaped main desk and a left-hand run-off desk connected to a credenza with 4-door hutch. The credenza features a box-file drawer pedestal.

53 Series Components

The **53 Series** components shown here are representative only and do not include the complete range of options available. (styles, drawer configurations, hardware, etc.)

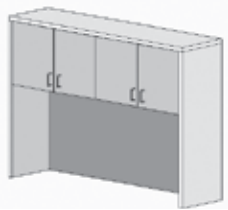
Ask your **Ven-Rez** sales rep about custom options.



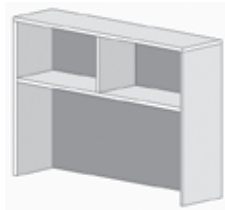
Depressible Book Truck



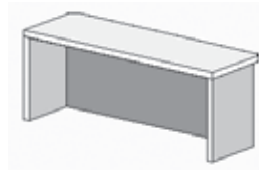
Depressible Book Truck with Locking Lid



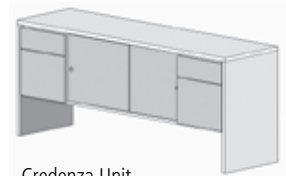
Hutch Unit with Doors



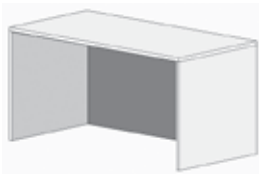
Open Hutch Unit



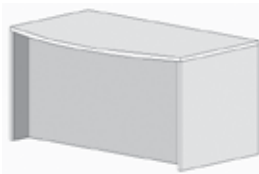
Patron Ledge Unit



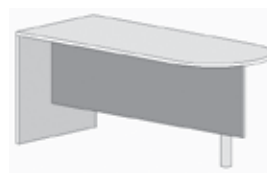
Credenza Unit



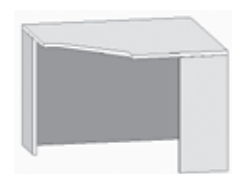
Desk Unit



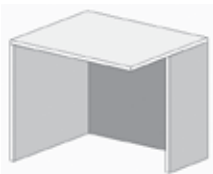
Bow Front Desk



D-Shaped Desk



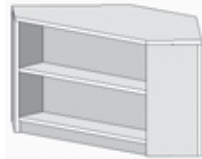
Corner Unit



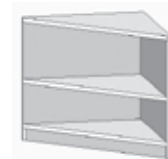
Runoff Unit



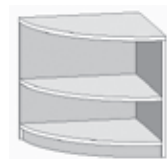
Angled Corner Unit



Angled Corner with Shelves



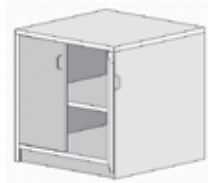
Triangle Corner Unit



Quarter Round Corner Unit



Shelf Unit



Cupboard Unit



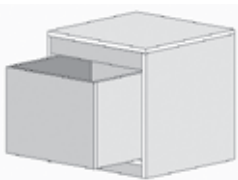
Drawer Unit



Lateral File Unit



Book Drop Unit



Book Drop with Drawer



File File Pedestal



Box Box File Pedestal



Box Box Box Pedestal



Box File Pedestal

Administrative Desks HT Series

Modern Times

The **HT Desk Series** features a crisp, modern design combining the warmth of a wood finish with the high-tech feel of steel. Like most **Ven-Rez** products, **HT Series** workstations are available in a variety of sizes and options that allow the customer to truly personalize their work space.



The **Credenza and Hutch** unit is designed to provide ample file and general storage, but also serves as a temporary work space. Optional task light available.



HT-6030

Mobile box/box/file drawer pedestal

HT Series Desk

The HT desk features a bow-front edge to match the curve of the steel modesty panel. The HT unit shown here was designed with a custom desktop extension to the right, providing extra room for a keyboard and mouse. The box/box/file drawer pedestal can be attached or mobile. This particular unit also features a 3" pencil drawer.

Model #	Dimensions	Options for ALL models
HT-4830	48" x 30"	Drawer configuration
HT-6030	60" x 30"	Pencil drawer • Keyboard tray
HT-7230	72" x 36"	Custom 'top' shapes



Perforated steel modesty panel

Administrative Desks

Durability and Value

The standard **Ven-Rez** office desks are constructed with laminate gables and scratch and heat-resistant high-pressure laminate tops. Standard edge treatment is 'self-edge' with options of 3mm PVC or hardwood. Locking file drawers and adjustable glides are standard. Three-quarter drawer pedestals are available in box/file or box/box/box configurations. Full pedestals available in file/file and box/box/file configurations. Other options include pull-out keyboard trays, grommets and mobile pedestals.



53-6030

53 Series Desk

The 53 Series is a basic office desk offering great economy and, with its square edges, can sit flush against other desk components, such as a side desk. The standard 53 Series is defined by its *full-to-the-floor* modesty panel. A $\frac{3}{4}$ modesty panel is also available upon request.

- Matching credenzas, mobile side desks, run-offs and hutches available
- Custom sizes available on request

Model #	Dimensions	Model #	Dimensions
53-4830	48" x 30"	53-7230	72" x 30"
53-6030	60" x 30"	53-7236	72" x 36"



WW-6030

Westwind Executive Desk

The Westwind desk will stand proudly in any executive office, featuring rounded side gables with waterfall front and back edges.

Model #	Dimensions	Model #	Dimensions
WW-6030	60 x 30"	Credenza WW-7220-27CR	72 x 20"
WW-7230	72 x 30"		
WW-7236	72 x 36"		

All 72 x 36" desks have recessed modesty panels so that your desk can double as a conference table.




Bayshore
Rounded side gables raised above the desk top

BE-6030



Prestige
Solid hardwood bevelled trim along the top sides

PS-6030



27 Series
Squared side gables extend slightly past the desk top

27-6030

Bayshore • Prestige • 27 Series Desks

These three models (Bayshore, Prestige and 27 Series) are similar to the 53 Series with two notable differences: the modesty panels are $\frac{3}{4}$ (not full-to-the-floor), and each has a unique design element built into the top edges of the side gables.

- Matching credenzas, mobile side desks and run-offs are available
- Custom sizes available on request

Bayshore		Prestige		27 Series	
Model #	Dimensions	Model #	Dimensions	Model #	Dimensions
BE-4830	48" x 30"	PS-4830	48" x 30"	27-4830	48" x 30"
BE-6030	60" x 30"	PS-6030	60" x 30"	27-6030	60" x 30"
BE-7230	72" x 30"	PS-7230	72" x 30"	27-7230	72" x 30"
BE-7236	72" x 36"	PS-7236	72" x 36"	27-7236	72" x 36"

Administrative Desks 54 Series

Flexibility and Function

The **54 Series** is a unique, wood-legged desk that disassembles for cost-efficient shipping. This feature, plus the economical design, makes the **54 Series** a favourite for off-shore customers.



54-4830

54 Series Desk (shown below with 40" run-off)

- Custom sizes available on request
- Please specify "run-off" desks (side desks)
- Matching Credenzas are available but not shown
- Drawer options are *box/file* or *box/box/box*
- Optional pull-out keyboard trays, pencil drawers and grommets

Model #	Dimensions	Model #	Dimensions
54-4830	48" x 30"	54-7236	72" x 36"
54-6030	60" x 30"	Run-off desk	40" x 20"
54-7230	72" x 30"		



box/file pedestal

3-box pedestal

Shoreline medium back tilter chair
Model # 01-1825
Seating section page 14

Model # 54-6030
with run-off (side desk)
40" x 20"

Office Components

Match it Up!

Finish off your office or work space with practical file and storage furniture options.



53 Series Corner Display Unit

Laminate construction in a quarter round format with 3 fixed shelves

Model #	Dimensions
53-2424-72CD	24"W x 24"D x 72"H



53 Series Filing Cabinet with Open Shelf

Laminate construction with one fixed shelf and 2-drawer lateral cabinet. Full suspension drawer slides on both drawers. Includes hanging file rods.

Model #	Dimensions
53-3620-36FC	36"W x 20"D x 36"H



53 Series File & Storage Unit

- Laminate construction with one adjustable upper shelf • Extra shelves optional • Bottom section contains 2 lateral file drawers with full suspension drawer slides • Self edge on all exposed edges
- Includes hanging file rods and locks

Model #	Dimensions
53-3620-72FS	36"W x 20"D x 72"H

Steel-Frame Activity Tables

Built to Last

Horizon 11 Series tables are all built the same way – *ruggedly!* Frames are 3", J-section, 18 and/or 16-gauge steel (depending on the table size) and legs are 1¼" square 16-gauge. Legs are attached to the frame by a single vibration proof bolt that connects to a matching 3/16" thick plate steel corner and leg bracket.

- Table tops are 5/8" thick, medium density fibreboard core covered with heat & scratch resistant high pressure laminate.
- All tops are machined, sanded and finished with synthetic resin, producing a tamper-proof, durable and attractive edge.
- Fixed table heights range from 16" to 30"
- Height-adjustable also available



All **Horizon** steel tables feature a thick, 3" J-frame support structure. Legs become an integral part of this frame with a vibration-proof bolt connecting through 3 layers of heavy gauge steel.



Optional Plywood Core

For excessively humid environments, consider hardwood plywood desktops.



Felt Glides Available

High density felt pad integrated into a heavy duty nylon glide provides quiet, classroom floor protection.



11-3000

Horizon 11 Series Round Table

Choose from table heights: 22" • 24" • 26" • 28" • 30" or Adjustable

Model #	Diameter	Model #	Diameter	Model #	Diameter
11-2400	24"	11-3600	36"	11-6000	60"
11-3000	30"	11-4800	48"		



11-6024

Horizon 11 Series Rectangular/Square Tables

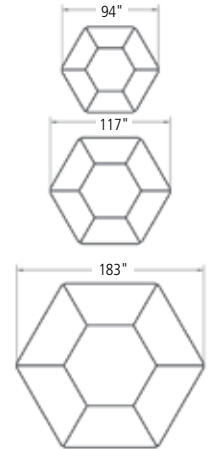
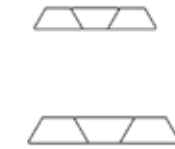
Choose from table heights: 22" • 24" • 26" • 28" • 30" or Adjustable

Model #	Size	Model #	Size	Model #	Size
11-2424	24 x 24"	11-4830	48 x 30"	11-3636	36 x 36"
11-3624	36 x 24"	11-6030	60 x 30"	11-6036	60 x 36"
11-4824	48 x 24"	11-7230	72 x 30"	11-7236	72 x 36"
11-6024	60 x 24"	11-9630	96 x 30"	11-9636	96 x 36"
11-4848	48 x 48"				

Steel-Frame Activity Tables



Felt-Tipped Glides available for all 11 Series tables



Horizon 11 Series Trapezoid Table

The 11-4222 is designed to comfortably seat 1 senior student, or 2 junior students. The 11-6333 seats up to 3, and the 11-9444 model up to 6. The Trap tables can be pulled together in a variety of ways to form creative and functional group work spaces.

Model #	Dimensions	Model #	Dimensions
11-4222	48 x 24 x 24 x 24"	11-9444	96 x 48 x 48 x 48"
11-6333	60 x 30 x 30 x 30"		



Horizon 11 Series Half Round Table

Choose from table heights: 22" • 24" • 26" • 28" • 30" or Adjustable

Model #	Dimensions
11-4801	48 x 24"



Horizon 11 Series Pie-Shape Table

The 11 Series Pie-Shape table works great as a 2-student standalone unit, or when slid together as a functional 6-person, conferencing table.

Model #	Dimensions	3-Table Grouping
11-48PS	(1) table approx. 48"W x 35"D	Diameter approx. 70"

Steel-Frame Activity Tables



Felt-Tipped Glides available for all 11 Series tables



Octagon 48 x 48"
Model # 11-4805



Horseshoe 72 x 48"
Model # 11-7202



Clover 48 x 48"
Model # 11-4806



Kidney 72 x 48"
Model # 11-7204



Flower 60 x 60"
Model # 11-6003



C-Shaped 72 x 48"
Model # 11-72CS

Horizon 11 Series Form & Function Tables

Choose from table heights: 22" • 24" • 26" • 28" • 30" or Adjustable

Shape	Model #	Size	Shape	Model #	Size
Octagon	11-4805	48 x 48"	Horseshoe	11-6602	66 x 60"
Clover	11-4806	48 x 48"		11-7202	72 x 48"
Flower	11-6003	60 x 60"	C-Shape	11-66CS	66 x 60"
Kidney	11-7204	72 x 48"		11-72CS	72 x 48"

Steel-Leg Tables General Purpose

Ven-Rez manufactures a variety of robust, steel-legged tables for the office, classroom, meeting room, lunch room or training centre.



Horizon 10 Series Steel-Frame Tables

Like the 11 Series, the 10 Series incorporates a solid steel frame support around the perimeter. The 10 Series features 60% thicker top (1") and optimum leg room as the steel legs are extended to the far edges of the table.

Choose from table heights: 22" • 24" • 26" • 28" • 30" or Adjustable

Shape	Model #	Size	Shape	Model #	Size
Rectangle	10-3624	36 x 24"	Square	10-2424	24 x 24"
	10-4824	48 x 24"		10-3636	36 x 36"
	10-6024	60 x 24"		10-4848	48 x 48"
	10-4830	48 x 30"	Round	10-3000	30" dia.
	10-6030	60 x 30"		10-3600	36" dia.
	10-7230	72 x 30"	10-4200	42" dia.	
	10-9630	96 x 30"	10-4800	48" dia.	
	10-6036	60 x 36"	Half-Round	10-4801	48 x 24"
10-7236	72 x 36"	Horseshoe	10-7202	72 x 48"	
10-9636	96 x 36"				
Trapezoid	10-4222	48 x 24 x 24 x 24"			
	10-6333	60 x 30 x 30 x 30"			
	10-9444	96 x 48 x 48 x 48"			



Horizon Conferencing (CO) Table

With an ample 28" wide work surface, this table functions great as a standalone unit or, when slid together, as a functional 6-person conferencing table. This non-framed table derives its strength from a thicker top (1") and double leg bracing.

Model #	Dimensions	6-Table Grouping
CO-2807	28"W x 24"D	Approx. 60" diameter



Horizon 12 Series Shelf Table

The functional tray shelf provides close-at-hand storage for your 'tools of trade', helping the table top stay clutter-free.

The 12 Series table incorporates a 1" x 16 gauge under-top steel frame along with an 18 gauge steel shelf which provides functional storage and additional strength. The legs are 1 1/4" square tubing.

The top is medium density fibreboard core covered with scratch and heat-resistant high pressure laminate.

Choose from table heights: 22" • 24" • 26" • 28" • 30" or Adjustable

Shape	Model #	Size	Shape	Model #	Size
Rectangle	12-4824	48 x 24"	Trapezoid	12-6333	60 x 30 x 30 x 30"
Rectangle	12-6024	60 x 24"	Round	12-4800	48" diameter
Rectangle	12-6030	60 x 30"			

Steel-Leg Tables General Purpose



RT Series Table

The RT table features substantial, 16-gauge, 3" diameter steel legs and 1 3/4" steel feet. The legs are attached to the top with a hefty 12" x 12" x 3/16" thick steel plate.

Shape	Model #	Size	Shape	Model #	Size
Rectangle	RT-3624	36 x 24"	Round	RT-3000	30" dia.
	RT-4824	48 x 24"		RT-3600	36" dia.
	RT-4830	48 x 30"		RT-4800	48" dia.
	RT-6030	60 x 30"		RT-6000	60" dia.
RT-7230	72 x 30"	Square	RT-2424	24 x 24"	
RT-9630	96 x 30"		RT-3030	30 x 30"	
RT-6036	60 x 36"		RT-3636	36 x 36"	
RT-7236	72 x 36"		RT-4848	48 x 48"	
RT-9636	96 x 36"				

Standard height is 30" but custom heights are available for all RT Series models.



RF Series Table

The RF Series is an attractive, all-purpose table suitable for the classroom, office or cafeteria. With a "shaped" top the RF table could serve as a stylish boardroom or meeting room table. The double-T leg and top support stretcher are constructed of 16-gauge x 1 1/4" steel tubing.

The top is 1" particleboard core covered with heat and scratch resistant high pressure laminate. A 2" curved steel stretcher runs along the underside of the top, providing support to the legs and the top. Standard edge is 3mm PVC.

The arched foot adds an interesting design feature to the table, while allowing for easy floor cleaning.

Please note: Same size and shape options available as in the RT Series above. Use **RF** instead of **RT** in the Model # when placing your RF table order.

Standard height is 30". Custom shaped tops are available.



PL Series Table

The Pillar Leg table features a substantial 1 1/2" thick top and 4, corner-mounted, 3" diameter legs. This beefy, all-purpose table will complement any office or business environment. Standard table height is 30".

Shape	Model #	Size	Shape	Model #	Size
Rectangle	PL-4824	48 x 24"	Rectangle	PL-7230	72 x 30"
Rectangle	PL-4830	48 x 30"	Rectangle	PL-8430	84 x 30"
Rectangle	PL-6030	60 x 30"			

Stacking & Folding Tables



Horizon Plywood Stacking Table

These durable, stackable tables are an institutional staple. Constructed of 16-gauge, 1" tubular steel frame and $\frac{3}{8}$ ", 7-ply birch hardcore plywood. Tops are available in a natural finish (13 Series), or a heat and scratch-resistant high pressure laminate (14 Series). Maximum stack: 8 tables. Standard height is 30".

Model #	Top	Size	Model #	Top	Size
13-3030	Natural	30 x 30"	14-3030	High pressure laminate	30 x 30"
13-4830	Natural	48 x 30"	14-4830	High pressure laminate	48 x 30"
13-6030	Natural	60 x 30"	14-6030	High pressure laminate	60 x 30"

Custom sizes and heights are available for this table model.



ST Stacking Table

An alternative to the traditional plywood stacking table, the ST table features a rugged, all-welded 16-gauge, $\frac{1}{4}$ " square steel frame, and a $\frac{3}{4}$ " high pressure laminate top with 3mm PVC edge. Maximum stack: 8 tables. Standard height is 30".

Model #	Size	Model #	Size	Model #	Size
ST-3030	30 x 30"	ST-4830	48 x 30"	ST-6030	60 x 30"

Custom sizes and heights are available for this table model.



Horizon Stacking Exam Table

The perfect table for university set-up. The Horizon Stacking Exam Table is constructed of 16-gauge, 1" welded steel frame with a $\frac{5}{8}$ " medium density fibreboard top covered in heat and scratch resistant high pressure laminate. Stacks 15 high. Standard 30" height.

Model #	Size
22-2418-30	24 x 18 x 30"H



Horizon Folding Exam Table

Another resilient Horizon table built for the rigors of constant set up, take down and storage. The folding legs allow for more storage in a smaller area. Constructed of heavy-duty steel legs and folding mechanism with a hardwood/plywood top and skirt.

Model #	Size
17-2418-30	24 x 18 x 30"H

Folding Tables



Horizon Folding Tables

Choose the birch plywood top with either natural finish or high pressure laminate face. All models have a rugged steel frame, T-band edges and plastic corner bumpers for protection when stacked.

- Choice of **standard** or **heavy duty** steel folding mechanism
- Table shapes include **Rectangular, Round, Oval** and **Crescent**
- Folding benches also available
- All table heights are 30"

Heavy Duty with Plywood Top

Shape	Model #	Size	Shape	Model #	Size
Rectangle	15-7218	72 x 18"	Round	15-4800	48" dia.
	15-4830	48 x 30"		15-6000	60" dia.
	15-6030	60 x 30"		15-7200	72" dia.
15-7230	72 x 30"	Oval	15-7208	72 x 54"	
15-9630	96 x 30"		Crescent	15-7211	72 x 36"
15-7236	72 x 36"	Bench (18"H)	15-7212	72 x 12"	
15-9636	96 x 36"		15-9612	96 x 12"	

Heavy Duty with High Pressure Laminate Top

Shape	Model #	Size	Shape	Model #	Size
Rectangle	16-7218	72 x 18"	Round	16-4800	48" dia.
	16-4830	48 x 30"		16-6000	60" dia.
	16-6030	60 x 30"		16-7200	72" dia.
16-7230	72 x 30"	Oval	16-7208	72 x 54"	
16-9630	96 x 30"		Crescent	16-7211	72 x 36"
16-7236	72 x 36"	Bench (18"H)	16-7212	72 x 12"	
16-9636	96 x 36"		16-9612	96 x 12"	

Standard Duty with Plywood Top

Shape	Model #	Size	Shape	Model #	Size
Rectangle	17-7218	72 x 18"	Round	17-4800	48" dia.
	17-4830	48 x 30"		17-6000	60" dia.
	17-6030	60 x 30"		17-7200	72" dia.
17-7230	72 x 30"	Oval	17-7208	72 x 54"	
17-9630	96 x 30"		Crescent	17-7211	72 x 36"
17-7236	72 x 36"	Bench (18"H)	17-7212	72 x 12"	
17-9636	96 x 36"		17-9612	96 x 12"	

Standard Duty with High Pressure Laminate Top

Shape	Model #	Size	Shape	Model #	Size
Rectangle	19-7218	72 x 18"	Round	19-4800	48" dia.
	19-4830	48 x 30"		19-6000	60" dia.
	19-6030	60 x 30"		19-7200	72" dia.
19-7230	72 x 30"	Oval	19-7208	72 x 54"	
19-9630	96 x 30"		Crescent	19-7211	72 x 36"
19-7236	72 x 36"	Bench (18"H)	19-7212	72 x 12"	
19-9636	96 x 36"		19-9612	96 x 12"	

Plastic Folding Tables

Commercialite Plastic Folding Tables

Commercialite is recognized as the leader in plastic folding tables and benches.

Main Frame

Roll formed 14-gauge steel with through-bolt attachment and industry proven 16-gauge wishbone style base assembly. Leg brace is 11-gauge stamped steel with 16-gauge gravity lock. Adjustable height and child height (23") legs also available on some models.

Table Top

Standard height is 30". Polyethylene with color blended throughout. Formulated for outdoor exposure with minimal fade or thermal stress cracking (indoor storage recommended). Excellent stacking performance, 15 high maximum is recommended. Edge of table is 3/4" thick to accept standard skirting clips. Round tables are made with two half circle pieces electronically welded together. Top is attached to main frame with bolts and nylon nuts to provide extreme durability and ensure there is no separation during rough handling.

Color

All table tops come in Grey-only. Frames available in Black-only.

Commercialite Plastic Folding Tables

Shape	Model #	Size	Shape	Model #	Size
Banquet	82-08-7218	72 x 18"	Round	82-08-6000	60"
Banquet	82-08-9618	96 x 18"		82-08-7200	72"
Rectangle	82-08-7230	72 x 30"	Bench (18"H)	82-08-72BN	72 x 18"
Rectangle	82-08-9630	96 x 30"		82-08-96BN	96 x 18"



Hardwood Tables

Horizon hardwood tables offer the warmth and luxury of natural wood with the practicality of a plastic, high pressure laminate surface. Frames and legs available in oak or birch with natural or stained finish. Options are tapered legs and 5 skirt profiles.

WT Series skirt profile options



Standard



Arched



Wave 1



Wave 2



Raised (for wheelchair access)



WT-3000



WT-3600
Custom solid hardwood edges and tapered legs

Horizon WT Series Tables

Durable hardwood-framed square, rectangular, round and half round formats. Standard height is 30".

Shape	Model #	Size	Shape	Model #	Size
Rectangle	WT-3624	36 x 24"	Round	WT-3000	30" dia.
	WT-4824	48 x 24"		WT-3600	36" dia.
	WT-6024	60 x 24"		WT-4200	42" dia.
	WT-4830	48 x 30"		WT-4800	48" dia.
WT-6030	60 x 30"	Half Round	WT-4801	48x 24"	
WT-7230	72 x 30"	Square	WT-2424	24 x 24"	
WT-9630	96 x 30"		WT-3636	36 x 36"	
WT-6036	60 x 36"		WT-4848	48 x 48"	
WT-7236	72 x 36"				
WT-9636	96 x 36"				



WT-4824



WT with raised skirt profile for wheelchair accessibility

Horizon WT Table with Raised Skirt

Extra large 42 x 42" work surface with a raised skirt profile to allow wheelchair access. 30" height standard. Custom heights are available.

Model #	Top Size	Features
WT-4242-30	42 x 42"	Hardwood frame + high pressure laminate top (standard)

Hardwood Tables

The attractive and functional **BN Series** features solid 1 $\frac{5}{8}$ " bull-nosed, hardwood edges and 2 $\frac{1}{4}$ x 2 $\frac{1}{4}$ " solid hardwood legs. Steel leg plates are attached to a high pressure laminate table top with metal-to-metal connections. Standard heights are 30".



Customized BN computer table/carrel



BN-3030
with standard legs



BN-4848
featuring custom tapered legs

Horizon BN Series Tables

Shape	Model #	Size	Shape	Model #	Size
Rectangle	BN-3624	36 x 24"	Round	BN-3000	30" dia.
	BN-4824	48 x 24"		BN-3600	36" dia.
	BN-4830	48 x 30"		BN-4200	42" dia.
	BN-6030	60 x 30"	Square	BN-4800	48" dia.
	BN-7230	72 x 30"		BN-3030	30 x 30"
BN-9630	96 x 30"	BN-3636		36 x 36"	
BN-6036	60 x 36"	BN-4242		42 x 42"	
BN-7236	72 x 36"	BN-4848		48 x 48"	
BN-9636	96 x 36"				

Accessibility Tables



4-person **Home Plate**-shaped tablets



4-person **Pie**-shaped tablets

Horizon 2-Way Adjustable Tables


Ideal for seniors' homes, hospitals, schools, libraries—wherever people with differing physical needs gather together.

Features:









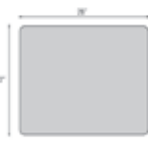



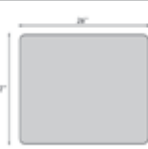

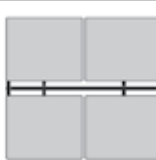
- Each tablet adjusts up/down (28" to 36" H) and in/out (6" range) to fully accommodate the individual's needs
- Heavy duty steel frame construction
- Sliding components constructed of nylon and steel for strength and low-resistance movement
- Tablet height mechanism is spring-assisted for easy adjustment

Options

- 3 tablet shapes and 4 configurations
- Optional wheels for easy roll away
- Optional lazy susan
- Top: scratch and heat resistant high pressure laminate OR thermofused seamless edge
- A variety of wood grain or solid colours available



4-person **Rectangular**-shaped tablets
2-person version also available

HORIZON 2-WAY ADJUSTABLE TABLES			
FRAME STYLE	TOP DESIGNS	CASTER OPTIONS	TOP DOWN VIEW
 4 PERSON X BASE	 HOME PLATE	 2 LEGS	
	 PIE	 ANGLED 1 LEG	 STRAIGHT
 2 PERSON T-LEG	 RECTANGULAR	 2 LEGS	
 4 PERSON T-LEG	 RECTANGULAR	 STRAIGHT ONLY 2 LEGS	

Industrial Tech Work Benches



Lumber Storage Rack (shown on back wall)
Solid, 2 x 4" hardwood frame with angled, heavy-duty steel arms to safely support lumber.

Model #	Size	Model #	Size
LS-1024-80	120"L x 24"D x 80 ³ / ₈ "H	LS-1224-80	144"L x 24"D x 80 ³ / ₈ "H

60 Series Hardwood Top Work Bench

Heavy duty steel base with a rugged, 2¹/₄" thick solid hardwood 'butcherblock' top. Optional vises, dog-pin holes, angle iron edges and plywood shelf.

Model #	Size	Model #	Size
60-6030-32	60 x 30 x 32"H	60-6054-32	60 x 54 x 32"H
60-7230-32	72 x 30 x 32"H		

61 Series Metal Top Work Bench

Thick 14-gauge steel sleeve surrounding a 1¹/₂" plywood core provides a durable work surface with noise reduction. Optional plywood shelf and vises.

Model #	Size	Model #	Size
61-6030-32	60 x 30 x 32"H	61-7230-32	72 x 30 x 32"H



Optional plywood shelf

Horizon Stacking Stool
Model # 01-1161
Seating section page 7

Science Laboratory

The **CIF Series** is a modular-based, turnkey system that can meet the smallest or largest science laboratory needs. Three distinct construction systems offer a range of flexibility and economy. A variety of counter tops surfaces are offered to best suit the type of lab. Sinks, faucets, fume hoods and safety equipment are all available to help complete the project. Design and consultation services are offered.

CIF Series Science Laboratory Systems

Please request a CIF product catalogue.



Computer Tables

Ven-Rez Computer Tables are all about options!

Both the **63** and **64** Series feature rugged Double 'T' Legs constructed of 1" x 2", 16-gauge steel tubing complete with adjustable guides. Edges are finished with self-edge PVC and 16-gauge steel reinforcing stretcher provides support to desk top and stability to legs. Optional adjustable legs from 22" to 30" in 2" increments with 2 set screws for maximum holding power. Standard 27" or 30" fixed height.

Options include:

- High pressure laminate top
- T-Band or 3mm edge
- CPU box
- Adjustable height
- Power bars
- Wire management tray (fixed or hinged)
- Pull-out keyboard tray
- Articulating keyboard tray
- Steel shelf
- Grommets
- Casters

Optional latch and lock for all CPU boxes
Laminate or steel construction.



63 Series Computer Table

The **63** Series computer desk is constructed with a 1" thick laminate or optional high pressure laminate top and a 3/4" laminate modesty panel.

Model #	Size	Model #	Size	Model #	Size
63-3630	36 x 30"	63-4830	48 x 30"	63-6030	60 x 30"
63-4824	48 x 24"	63-6024	60 x 24"	63-7230	72 x 30"

Standard heights: 30" with keyboard tray and 27" without

For adjustable height, add 99 to the Model #



64 Series Computer Table

The **64** Series computer desk is identical to the **63** except for a steel modesty panel instead of laminate.

Model #	Size	Model #	Size	Model #	Size
64-3630	36 x 30"	64-4830	48 x 30"	64-6030	60 x 30"
64-4824	48 x 24"	64-6024	60 x 24"	64-7230	72 x 30"

Standard heights: 30" with keyboard tray and 27" without

For adjustable height, add 99 to the Model #



66 Series Mobile Computer Table

- All-welded, heavy duty steel frame with 4" casters (2 locking).
- Generous 48 x 24" work surface with pullout keyboard tray.
- Laminate storage shelf and CPU box (19"H x 20"D x 9"W)

Model #	Size
66-4824	48 x 24 x 30" H



Computer Stations



Two, back-to-back, 2-person units

53 Series Stand Up Computer Work Station

- 1" thick high pressure laminate top and ¾" laminate gables with 3mm PVC edge construction.
- Features pullout keyboard tray, 3-drawer pedestal and CPU box.
- Heavy duty, full-suspension drawer slides, and locks on all drawers.

Model #	Size	Description
53-7035-34WS	70 x 34½ x 34" H	Single-sided • 1-person • wheelchair access
53-9635-42WS	96 x 34½ x 42" H	Single-sided • 2-person • stand-up



Optional latch and lock for all CPU boxes
Choice of laminate or steel construction

64 Series 5-Station Modular Work Station

Each station is 42 x 42" and can be used separately or configured as a single, 5-station unit. Choose 30" fixed height or adjustable height.

- Double 'T' leg construction with back support leg
- Top grommet and pullout keyboard tray

Model #	Size
64-4207-30	42 x 42 x 30" H
64-4207-99	42 x 42" x adjustable height



64-4207-30

Computer Stations



53 Series Basic Computer Lab Table

The 53 Series is a functional and economical computer lab table ideal for schools or libraries. This unit is constructed with laminate and peel-resistant 3mm PVC edging. It comes with a variety of options including CPU box, pull-out keyboard tray, grommets and wire management. Custom sizes are also available.

Model #	Size	Description
53-3624-30	36 x 24 x 30"H	One-sided
53-3648-30	36 x 48 x 30"H	Double-sided



53 Series Saw Tooth Computer Table

This unique "saw tooth" design allows both the computer and student to be "angled" towards the front of the classroom. This reduces shoulder and neck stress caused by constantly switching focus from the computer to the instructor.

Model #	Size	Description
53-3630-ST	36 x 30 x 27"H	No CPU box
53-4230-ST	42 x 30 x 27"H	With CPU box

Computer Cabinets



65-3020-51
Holds 20 laptops

65 Series Mobile Laptop Storage Unit

Standard storage cabinets for 10, 20 or 30 laptops featuring steel frame and vented, laminate construction with rear grommets for convenient battery recharging.

- All units have 4 casters (2 locking) and built-in hasp for lock option
- Custom sizes and Belkin power surge bars are also available

Model #	Size	Capacity
65-4420-51	44" W x 20" D x 51" H	30 laptops
65-3020-51	30" W x 20" D x 51" H	20 laptops
65-1620-51	16" W x 20" D x 51" H	10 laptops
65-3724-35	36½" W x 24" D x 35" H	10 laptops



65-3724-35
Holds 10 laptops



67 Series Server Cabinet

- 1" thick laminate sides, top and base
- Steel-framed mesh front & back for ventilation and security
- 3 adjustable shelves plus the fixed base shelf
- Lockable

Model #	Size	Options
67-3030-70	30 x 30 x 69½" H	Available on casters for total height of 72"



68 Series Tape Back-Up Cabinet

Laminate construction, custom-sized to meet your needs. The unit shown above is 22" W x 23½" H x 4" D and holds 52 tapes.

Model #	Options
68-2204-23	Custom sizes are available

Cafeteria Tables

Eat, drink and be mobile.

These folding tables-on-wheels allow for optimum room flexibility. Easily roll in and out of position. Table folds away in less than nine square feet. Pneumatic lift assist device facilitates storage. Rollaway locking device protects against accidental opening. Table top colour options include: almond, white, oak, spectrum grey, cocoa maple, grey or birch plywood core. Standard edges are bullnosed, lacquered and tamper-proof.

Mobile Folding Cafeteria Table

Available with fixed bench or stool seating.

Model #	Length	Components
82-01-1075	10 ft.	2 centre-folding tables (60" x 30") and 4 benches (60" x 9")
82-01-1275	12 ft.	2 centre-folding tables (72" x 30") and 4 benches (72" x 9")
82-01-1276	12 ft.	2 centre-folding tables (60" x 30") and 12 stools (13" diameter)



12-stool seating
82-01-1276



Bench seating
82-01-1275



Folded bench

Boardroom Tables

The **25 Series** covers a range of boardroom and meeting room tables. Typical shapes include **Racetrack**, **Boat**, **Oval** and **Rectangular**. Standard construction is 1" laminate with 3mm PVC edges. An upgraded high pressure laminate top is optional.



Boat shape
25-9610-30

25 Series Boardroom Tables

Shape	Length	Model #	•	Length	Model #
Oval	72"	25-7208-30	•	96"	25-9608-30
Racetrack	72"	25-7209-30	•	96"	25-9609-30
Boat	72"	25-7210-30	•	96"	25-9610-30

Other table lengths are available.



Oval shape
25-7208-30



Racetrack shape
25-9609-30

Beechwood Student Chairs

Classic Wood Veneer Styling

The warmth & tradition of wood with retro styling. These classic student chairs are constructed from hardwood veneer with your choice of powder coat or chrome legs. Moulded for comfort and strength with a 10-ply, 7/16" thick core and 16-gauge steel legs. All models feature a cut-out for easing lifting, and a "rolled" seat for leg comfort. Finish options are "natural" (2 coats of clear lacquer), or plasticized paint.



Felt Glides Available

High density felt pad integrated into a heavy duty nylon glide. Helps reduce classroom noise while protecting floors



NEW

Beechwood
Café stool
See page 7



Round back
Clear lacquer
01-2223



Square back
Plasticized paint
01-2221

Beechwood Student Chairs

Number in **blue** indicates the chair height.

Model #	Style	Model #	Style	Model #	Style
01-2221-15	Square	01-2221-16	Square	01-2221-18	Square
01-2223-15	Round	01-2223-16	Round	01-2223-18	Round

Roseway Student Chairs



01-1413
Upholstered

Roseway Student Chairs

The **Roseway** is truly a unique and time-tested chair. Constructed with solid hardwood moulded veneers forming a 5/8" thick back, frame, legs and 1" seat. Finish options are 'natural' (2 coats of clear lacquer), plasticized paint or upholstered.

Available seat heights: 12", 14", 16" or 18"

Model #	Choose Height	Description
01-1411	12-14-16-18	Side chair with wood seat and back
01-1412	12-14-16-18	Side chair with upholstered seat and wood back
01-1413	12-14-16-18	Side chair with upholstered seat and back
01-1415	12-14-16-18	Arm chair with wood seat and back
01-1416	12-14-16-18	Arm chair with upholstered seat and wood back
01-1417	12-14-16-18	Arm chair with upholstered seat and back



01-1411
Natural



Model # 01-1411
Plasticized paint

Horizon Student Chairs

None Stronger!

The **Horizon** student chair offers incredible durability with a nearly indestructible plastic shell and 16-gauge steel legs...25% thicker than most competitive student chairs. The polypropylene shell is flexible and contoured to promote correct posture. The chair legs are splayed to discourage teetering. Heavy duty felt tipped glides are available to reduce classroom noise and help protect floors. The **Horizon** student chair carries a 10-year warranty...but we expect it to last twice that long!!



Glides

Choose from the standard steel swivel glide, or the new high density felt-tipped glide for floor protection and noise reduction.

Horizon Padded Chair

For extra comfort, the Horizon chair is offered with upholstered, 3/4" foam padding. Choose from any of our standard fabric colours. When ordering, please specify your basic Horizon chair model # and stipulate *padded*.



Horizon Student Chairs

The **Junior** shell is standard on all 12", 14" and 15" chairs.
Senior shells are standard on 16" and 18" chairs.

Model #	Choose Height	Description
01-1111	12-14-15-16-18	Basic Horizon student chair with 1" diameter legs
01-1112	12-14-15-16-18	Basic Horizon student chair with 7/8" diameter legs
01-1116	-18	Large shell with sled base (not shown)
01-1117	12-14-15-16-18	Shell arm chair with natural birch arms (not shown)
01-1118	-18	Shell chair with pedestal base (not shown)

Options:	
	Adjustable legs (see next page)
	Padded seat
	Padded seat and back
	Under-seat book rack
	Chromed frame
	Ganging device (link up to 5 chairs)
	Felt or swivel glides



Horizon Inverted Chair Dolly
 Holds 10-12 chairs
 Model # VD-2020

Horizon Chairs & Stools



Horizon Adjustable Leg Chair

The Horizon student chair now has the flexibility of growing with your students. Height adjusts in 1" increments from 14" to 18".

Model #

01-1111-99



Horizon Caster Chair

Large, one-piece polypropylene shell on fixed legs with 2" casters..

Model #

01-1115-18



Shown with padded seat option

01-1132-99

Horizon High Drafting Chair

Ergonomic, molded shell with swivel mechanism and manual height adjustment. Chromed base with tubular footrest attached to shell. Available with glides or casters.

Model #

Description

01-1131-99 5-glide base; height adjusts from 23" to 28"

01-1132-99 5-caster base; height adjusts from 25" to 30"

Options:

Padded seat...or padded seat and back



01-1122-99

Horizon Adjustable Pedestal Chair

One-piece, polypropylene shell on a 5-star base with manual or gas lift. Available with glides or casters.

Model #

Description

01-1121-99 Manual lift and glides (15" to 20"H)

01-1122-99 Manual lift and casters (17" to 22"H)

01-1124-99 Gas lift and glides (15" to 20"H)

01-1125-99 Gas lift and casters (15" to 20"H)

Collegiate & Elan Student Chairs



81-17-SW30
Collegiate chair dolly



81-17-0210
Elan task chair



81-17-SW10
Elan chair dolly



81-17-0791



81-17-0120

Collegiate Stacking Chair

Big on Comfort and Function. The **Collegiate** is a mid-range, high-density stacking chair ideal for a college or university setting. The chair is constructed of a polypropylene seat and back, contoured to reduce pressure or pinch points allowing for extended hours of comfortable sitting. The frame and legs are constructed of $\frac{7}{16}$ " solid chrome steel. Stacks 35-40 (on **Collegiate Dolly**). Hand cut-out for easy handling.

Model #	Description	Description
81-17-0791	Collegiate chair	
81-17-SW30	Collegiate chair dolly	Stacks 40 chairs to only 92" high

Elan Stacking Chair

Design and Durability. The **Elan** is a high-end student chair with a mid-range price. The Elan features a unique tractor-style contoured seat and back providing hours of comfort. The triangle-shaped sled base frame is constructed with 16-gauge steel tube. The low profile arms offer elbow support while allowing for easy chair access. Upholstered seats and/or backs are available upon request. The **Elan Chair Dolly** holds 25 chairs in a 6 sq. ft. area, 74" high. Other features include tethered supports and 250 lb. capacity casters.

Model #	Description	Description
81-17-0110	Elan stacking armless chair	
81-17-0120	Elan stacking armchair	
81-17-0210	Elan task chair	
81-17-SW10	Elan chair dolly	Holds 25 chairs to only 74" high

Ventura & Horizon Music Chairs



Ventura Stacking Chair

This staple, lightweight stacking chair has a molded seat and back with a non-slip, textured finish and the choice of multi-purpose or felt-tipped glides. Choose navy blue or grey seat/back on a beige, tubular steel frame. Other frame colours available on request.

Model #	Options
01-1211-18	Ganging device



Ventura Chair Dolly

Welded construction with 4, heavy duty swivel casters.

Model #	Description
VD-2720	Single dolly – 20 chair capacity
VD-6024	Double dolly – 40 chair capacity with handle



VR Concert Chair Dolly



VR Concert Chair

The VR Concert chair is designed band-pitch style with a seat-to-back angle of 97° allowing for maximum breathing capability. The chair seat and back are constructed of textured polyethylene and the frame is a very solid, 16-gauge steel with a 14-gauge rear seat brace. Available in Black—only.

Model #	Description	Model #	Description
81-11-8210	Concert Chair	81-11-DY82	Chair Dolly

Optional folding tablet that flips and folds behind the chair back. Please indicate left or right-handed.



VR Concert Stand

The VR Concert stand features a spring-assisted height adjustment with a range from 24" to 46". The desk portion is constructed of durable, 22-gauge steel with rolled edges and coated with a textured black finish to resist scratching and chipping. The desk portion is also tilt-adjustable. Available in Black—only.

Model #	Description	Model #	Description
81-11-82MS	Music Stand	81-11-DYMS	Stand Dolly

Student Chairs & Stools

NEW



Beechwood Café Stool

Choose from 2 designs: Round (shown) and Square back. Available in fixed or adjustable height.

Model #	Choose height	Description
01-2231-	18-20-22-24-26-28-30	Square back
01-2233-	18-20-22-24-26-28-30	Round back

For adjustable height, replace above height options with 99



Fundyline Stool

All-wood veneer stool in fixed heights from 18" to 30" in 2" increments.

Model #	Choose height	Options
01-1471-	18-20-22-24-26-28-30	Foot ring



Horizon Shell Stool

One-piece shell with self-levelling glides. Optional heavy duty, felt-tipped nylon glides available.

Model #	Choose height	Description
01-1171-	18-20-22-24-26-28-30	Fixed leg heights from 18" to 30"
01-1171-	99	Adjustable from 23" to 30" in 1" increments

Available options:	
	Swivel return
	Padded seat
	Padded seat and back



Horizon Stacking Stool

Choice of MDF or plywood core seats with high pressure laminate (HPL) or natural lacquer finish. Available in fixed heights from 18" to 30" in 2" increments...or adjustable from 18" to 30" in 2" increments. Available with self-levelling nylon glides, or felt-tipped nylon glides.

Model #	Choose height	Description
01-1161-	18-20-22-24-26-28-30	Fixed height; MDF + HPL seat
01-1161-	99	Adjustable; MDF + HPL seat
01-1162-	18-20-22-24-26-28-30	Fixed height; plywood + HPL seat
01-1162-	99	Adjustable; plywood + HPL seat
01-1163-	18-20-22-24-26-28-30	Fixed height; plywood + natural finish seat
01-1163-	99	Adjustable; plywood + natural finish seat


Bench Seating

All benches are available with a 2½" solid wood 'butcherblock' seat.

Horizon 11 Series Bench

Rugged, all steel construction with a 2" or optional 3" foam seat in your choice of fabric or vinyl.

Model #	Dimensions	Model #	Dimensions
11-4816-UB	48"L x 16"D x 18"H	11-7216-UB	72"L x 16"D x 18"H
11-6016-UB	60"L x 16"D x 18"H	<i>Custom sizes also available</i>	



11-6016-UB
60" 11 Series steel frame bench



53-6016-UB
60" 53 Series laminate bench

Horizon 53 Series Bench

All laminate construction with a 2" or optional 3" foam seat in your choice of fabric or vinyl. Ample under-bench storage. Available in a wide range of wood grain colours.

Model #	Dimensions	Model #	Dimensions
53-4816-UB	48"L x 16"D x 18"H	53-7216-UB	72"L x 16"D x 18"H
53-6016-UB	60"L x 16"D x 18"H	<i>Custom sizes also available</i>	



Model # FC-4816-UB
48" Fundy Solid Wood Bench

Fundy Solid Wood Bench

All hardwood construction with a 2" or optional 3" foam seat in your choice of fabric or vinyl. Ample storage with 4 shelves and 3" of under-bench clearance. Available in clear lacquer or choice of wood-stain finishes.

Model #	Dimensions	Model #	Dimensions
FC-4816-UB	48"L x 16"D x 20"H	FC-7216-UB	72"L x 16"D x 20"H
FC-6016-UB	60"L x 16"D x 20"H	<i>Custom sizes also available</i>	

81 Series Folding Chairs

The **81 Series** is a collection of durable folding chairs covering the full range of temporary seating options. Whether your seating needs are "lightweight", "standard" or "heavy-duty", **81 Series** folding chairs are engineered to be at the top of their class.



Premium Folding Chair

Our most popular model. Heavy duty, 18-gauge steel frame with 2, double-riveted leg braces and 4 hinges. Also available with vinyl or fabric-upholstered, seat and back.

Model#	Description
81-11-0200	Steel seat and back
81-11-1200	Vinyl-upholstered, seat and back
81-11-2200	Fabric-upholstered, seat and back (shown above)



Plastic Folding Chair

The **81 Series** plastic folding chair is an excellent choice for less demanding environments.

Model#	Description
81-11-0800	Durable, 18-gauge steel frame with plastic seat and back

Standard Folding Chair (not shown)

The **81 Series Standard** folding chair is an economical option to the **Premium** and **Heavy Duty** models with a slightly lighter frame.

Model#	Description
81-11-0050	Heavy duty, 19-gauge steel frame



Heavy Duty Folding Chair

The optimum in folding chair strength! Heavy duty, 18-gauge steel frame with 3, double-riveted leg braces and 4 hinges. Available with vinyl or fabric-upholstered, seat and back (not shown).


Model#	Description
81-11-0300	Steel seat
81-11-1300	Vinyl-upholstered, seat and back
81-11-2300	Fabric-upholstered, seat and back



Comfort Folding Chair

The **81 Series Comfort Folding Chair** features the durability of the **Premium** chair (above left) with a 2" thick upholstered box seat. Scotch Guarding is standard.

Model#	Description
81-11-3200	Upholstered box seat, 18-gauge steel frame



81 Series Chair Dollies

Your choice of 3 folding chair storage dollies.

Model#	Description	Capacity
81-11-DY84	Vertical: 67"W x 33"D x 70"H	84 chairs
81-11-DY50	Large horizontal: 105"L x 19¼"W	50 chairs
81-11-DY35	Small horizontal: 81"L x 19"W x 39"H	35 chairs

2 Horizontal Dolly handle options: 31" or 38½"

Banquet & Convention Seating

Both **Hi-Land** & **Plateau** Series are heavy duty and comfortable... ideal for banquets and convention/dining halls. A variety of upholstery options are available including anti-stain, anti-bacterial and vinyl.

Please contact us for frame and upholstery colour options.



Plateau side chair
01-1732

Plateau Side & Arm Chairs

Heavy duty and stackable with 16-gauge, round steel tube frame. Arm chair version also available.

Model #	Description
01-1731	Side Chair with ¾" seat foam
01-1732	Side Chair with 2" seat foam
01-1737	Arm Chair with ¾" seat foam
01-1738	Arm Chair with 2" seat foam



Hi-Land side chair



Hi-Land arm chair

Hi-Land Side & Arm Chairs

Stackable, 18-gauge steel frame with chrome finish and ½" padded back.

Model #	Description
81-06-0100	Side Chair with 1½" seat foam
81-06-0100	Side Chair with 2" seat foam
81-06-0101	Arm Chair with 1½" seat foam
81-06-0101	Arm Chair with 2" seat foam



Tapered back
81-06-0130



Oval back
81-06-0142



Throne back
81-06-0143

Hi-Land Banquet Chairs

Stackable, 18-gauge, reinforced steel frames with a 2" padded seat. Choose from 3 styles and a variety of colours.

Model #	Description
81-06-0130	Tapered back with 2" seat foam
81-06-0142	Oval back with 2" seat foam
81-06-0143	Throne back with 2" seat foam

General Seating **Wood Frame**

Ven-Rez hardwood seating features durable, quality construction with premium materials, finishes and attention to detail. All joints are mortise & tenon, glued and screwed ensuring these chairs and sofas will stand up in any environment.

See **Colour Guide** at front for standard fabric options.



Avalon Arm Chair

Solid hardwood frame with upholstered seat and back.

Model #

Options:

01-1541-18

Choice of hard-wearing, stain-resistant upholstery fabrics

General Seating Wood Frame

See **Colour Guide** at front for standard fabric options.



01-1411

See more *Roseway* options on page 2

Roseway Chairs

Solid hardwood veneer frame with or without upholstery. Also available with arms.

Model #	Choose height	Description
01-1411	12-14-16-18	All hardwood veneer
01-1412	12-14-16-18	Upholstered seat and veneer back
01-1413	12-14-16-18	Upholstered seat and back



01-1413



Mesa Chairs

Classic, 4-leg solid hardwood side or arm chair. All joints are mortise and tenon, glue and screwed for durability.

Model #	Description
01-1531	Side chair with upholstered seat and back
01-1532	Arm chair with upholstered seat and back



Prado Stackable Chairs

Solid hardwood, sled-base with veneer or upholstered seat and back.

Model #	Description
01-1521-18	Molded veneer seat and back
01-1522-18	Upholstered seat and back

Sierra Lounge Seating

The **Sierra Series** is built to withstand the rigours of high-use environments such as student lounge areas and libraries. Whether you choose the **Sierra Slab-end** or **Open-end** design, be assured that you have invested in one of the most functional and durable lounge seating products available in the market today.

See **Colour Guide** at front for standard fabric options.

Sierra Slab End Lounge Furniture

Solid hardwood, full-gable and frame with 4" upholstered cushions. Square or Round back design. Armchair and 2-seat or 3-seat sofa.

Model #	Description
01-1621-18	Square back arm chair
01-1622-18	Square back 2-seat sofa
01-1623-18	Square back 3-seat sofa
01-1625-18	Round back arm chair
01-1626-18	Round back 2-seat sofa
01-1627-18	Round back 3-seat sofa
Options:	Matching coffee & end tables are also available



Sierra Open End Lounge Furniture

Solid hardwood frame with 4" upholstered cushions available in Square or Round back design. Armchair and 2-seat or 3-seat sofa.

Model #	Description
01-1611-18	Square back arm chair
01-1612-18	Square back 2-seat sofa
01-1613-18	Square back 3-seat sofa
01-1615-18	Round back arm chair
01-1616-18	Round back 2-seat sofa
01-1617-18	Round back 3-seat sofa
Options:	Matching coffee & end tables are also available



Lounge Seating

The **3000 Series** is a functional and stylish segmental seating system offering the optimum in room design flexibility. The **Sofa** can be expanded to fit any environment simply by adding one or more **Centre Chairs**. Corners or shapes can be formed by inserting **Corner Sections** (not shown). Matching **Armchairs** can be added to complete the set and add variety.

All **3000 Series** chairs are offered with an optional **Storage Bin** below the seat cushion (not shown). Close to 4 cubic feet of accessible storage in each sectional! Rugged solid wood construction available in leather, vinyl or fabric upholstery.



3-seater Sofa
Units 3003 + 3002 + 3004



Arm Chair
01-3001



Right End Chair
01-3003



Centre Chair
01-3002



Left End Chair
01-3004



Tablet Arm Chair
Model # 01-3001 with optional swivel tablet. Ideal for library and study areas



2-seater Sofa
Units 3003 + 3004



3000 Lounge Series

Durable, hardwood interior-framed chairs and sofas available with leather, vinyl or fabric upholstery. Ideal for common rooms, waiting areas, libraries, student lounges, etc.

Model #	Description
01-3001	Arm chair
01-3002	Centre chair
01-3003	Right end chair
01-3004	Left end chair
01-3005	Corner chair (not shown)

5000 Lounge Series

The 5000 Series is constructed of 2" diameter, 16-gauge thick steel framing. The seat and back construction is $\frac{3}{4}$ " plywood with 4" high-density foam. Upholstery is premium grade. Ideal for high-use lounges and common rooms. Also available as a 2 or 3-seater sofa.

Model #	Description
01-5001	Chair
01-5002	2-seater sofa
01-5003	3-seater sofa

Office Administration

The **Shoreline Series** is one of **Ven-Rez's** two collections of functional and durable office furniture. The series includes executive chairs, task/steno chairs and guest chairs. This series is built for durability utilizing plywood, not particleboard, in the core construction. Metal-to-metal connectors ensure that screws stay put!

The 3-function Executive Chair options include high or medium back and manual or gas lift. Steno/ Tasks Chair options include T-arms, looped arms or no arms; back height and seat tilt adjustment. Sled-based Guest Chairs are available with or without arms.

See **Colour Guide** at front for standard fabric options.



2-position side chair

2-position arm chair

Shoreline Series Office Chairs

Model #	Description
01-1751-18	Sled-base side chair
01-1752-18	Sled-base arm chair
01-1753-18	2-position, sled-base side chair
01-1754-18	2-position, sled-base arm chair
01-1821-99	Task chair with manual lift (optional arms)
01-1822-99	Task chair with gas lift (optional arms)
01-1825-99	Medium back tilter with manual lift
01-1826-99	Medium back tilter with gas lift
01-1827-99	High back tilter with manual lift
01-1828-99	High back tilter with gas lift

Shoreline 2-Position Chairs

The steel-framed, 2-position Shoreline chair was originally intended for dormitory usage allowing the residents to use the chair in study-mode (forward) or relaxed-mode (back). The chair has since found its way into other, semi-work environments such as libraries.



01-1751-18
Side chair

01-1822
Task chair with
optional arms

01-1826
Medium back tilter

01-1828
High back tilter

01-1821
Task chair
without arms

01-1752
Arm chair

Office Administration

The **Brunswick Series** is the second of **Ven-Rez's** two collections of functional and durable office furniture. The series includes executive chairs, task/steno chairs and guest chairs. Executive and task/steno chairs have a contoured back for added comfort. This series is built for durability utilizing plywood, not particle-board, in the core construction.

The 3-function "Tilter" Chair options include high or medium back; and manual or gas lift. Steno/Task Chair options include T-arms, looped arms or no arms; back height and seat height adjustment. Guest Chairs are available with or without arms and are stackable.

See **Colour Guide** at front for standard fabric options.



Brunswick Custom Chair Backs

The Brunswick Arm Chair and Side Chair are both available with an alternate veneer back. Basic logos, school names or other emblems can be incorporated into the design.



Medium back tilter with gas lift

Brunswick Series Office Chairs

Model #	Description
01-1761-18	Stacking side chair
01-1762-18	Stacking arm chair
01-1861	Task chair with manual lift (optional arms)
01-1862	Task chair with gas lift (optional arms)
01-1865	Medium back tilter with manual lift
01-1866	Medium back tilter with gas lift
01-1867	High back tilter with manual lift
01-1868	High back tilter with gas lift



01-1762-18
Stacking arm chair

01-1862
Task chair
without arms

01-1868
High back tilter

01-1866
Medium back tilter

01-1862
Task chair with
optional arms

01-1761-18
Stacking side chair

Office Administration

See **Colour Guide** at front for standard fabric options.



Continental Executive Chair

Stylish and comfortable executive office chair with fixed T-arms, or choose optional, adjustable T-arms. Features 4 standard seat and back adjustments. Available in a full range of quality Sherpa/Shire upholstery colours.

Model #	Description
81-06-0870	High back executive chair



951 Manager's Chair

Excellent value in the mid-range office chair class featuring nylon base, high back, height-adjustable armrests and 4 standard seat and back adjustments. Available in Black-only.

Model #	Description
81-06-5534	Economical office chair

Sanctuary Seating

See **Colour Guide** at front for standard fabric options.



Sylvan Seating

Modern sanctuary seating constructed from solid oak or birch with upholstered seat and back. Glass holder also available.

Order #	Description
01-1571	Basic side chair (won't accept kneeler/hymn book rack)
01-1573	Side chair (accepts kneeler/hymn book rack)
01-1577	Upholstered kneeler
01-1578	Hymn book rack (also functions as ganging device)

Standard (stocked) colour is Burgundy fabric on Silvervein steel frame. Other colours available upon special request.



Summit Comfort Chair

The ultimate pew chair!

3" thick, dual-density seat foam; lumbar support; ganging device and waterfall seat included. Chair backs are winged to provide seamless bench seating when ganged together. Extremely durable construction with 4 steel lateral braces and stackable to 12 high.

Order #	Description
81-17-0701	Summit chair



Pew Seating

Traditional Pew benches are available in solid hardwood or wood materials. Custom designs are available to suit your specific needs.

Order #	Options
01-4000	Pew fronts • Kneelers • Hymn racks • Upholstered seats and/or backs

Stages & Risers

Portability. Flexibility. Ease of Installation. Strength.



Portable Stage
88-03-P303



Straight Risers for chairs
88-03-SRS



Dressed Stage
Incorporating optional skirting, stairs and railings



Horseshoe-shaped Risers for chairs
Assembled using Straight and Pie-Shaped sections

Stages

Individual platforms are available in 4 different sizes that can be ganged together to construct virtually any size stage. Platforms may be ordered in the same height, for a flat performing stage, or they may be ordered in 4 different heights for multi-tier choral or band performance.

Dual height platforms are also available allowing even more flexibility.

- Steps and guardrails are also available.
- Units are built with thick laminated plywood core and heavy gauge steel framing and legs. Optional carpeted or vinyl decks available.
- Rated for more than 200 lbs. per square foot.

Model #	Description
88-03-P303	Portable stage

Optional mobile stages are available.

Risers

Choral or band risers are available in 2 different depths to accommodate chairs (*Seated*) or standing (*Choral*). Risers are available in 4 heights and either straight or tapered shapes. The Riser units are built with steel frames and legs with hardboard deck as the standard construction material. Pie-shaped and triangular-shaped fillers are also available, allowing for more stage configurations such as horseshoe or winged.

Model #	Description	Model #	Description
88-03-TRC	Tapered riser: <i>Choral</i>	88-03-SRC	Straight riser: <i>Choral</i>
88-03-TRS	Tapered riser: <i>Seated</i>	88-03-SRS	Straight riser: <i>Seated</i>

Horizon Library Shelving

Your Library Experts!

Ven-Rez has been supplying small, medium and large library projects for over 40 years! Rely on our design expertise and full range of shelving and furniture options to meet your library's needs. Choose from our **steel** or **wood** shelving systems. Furnish your library from a wide selection of computer, reading & activity tables; task & comfort seating and display & storage units. Complete your library with a custom-designed Circulation Desk System and a selection of our administrative furniture.



Horizon Library Steel Shelving

The **Horizon** cantilevered steel shelving is available in two designs: the basic **Open** system with barebones frame and shelves; and the more popular **Closed** system, complete with end panels, dust covers (counter tops) and kick plates.

The Horizon shelving units (*bays*) are available as either **Starters** or **Add-ons**. The *starter* units can stand independently, while the more economical *add-on* units are designed to share a frame. Shelving *bays* are also available *single-sided* or *double-sided*.

See page 5 for shelving options.

Steel Shelving Sizes

Both the **Closed** and **Open** systems are available in these standard sizes:

Single-Sided	Double-Sided
Width: 36"	Width: 36"
Heights: 40" • 52" • 64" • 76" • 88"	Heights: 40" • 52" • 64" • 76" • 88"
Shelf depths: 9" • 10" • 12" • 15"	Shelf depths: 18" • 20" • 24" • 30"



Horizon Closed Shelving System

Shown above: 76" H Starter unit + Add-on unit
Single-sided, Closed system
9" deep shelves



Horizon Open Shelving

Shown above: 76" H Starter unit
Single-sided, Open system
9" deep shelves

Horizon Shelving End Panels

The finishing touch to your library shelving is the end panel. This is one key area where the designer can make their creative mark by incorporating colour and texture to match the look and feel of the library environment. Ven-Rez excels at translating design ideas into workable end-panels, drawing from 40 years of experience and a wide variety of materials including steel, aluminum, glass, laminates, solid wood and veneer.

End panels can also add thousands of square feet of functionality to your library by incorporating slatwall for book display.

Slatwall with mirrored portholes add a unique design element.



Browser shelves with magazine display shelf on top. End panels are tapered and split-colour: magenta & white.



Matching counter tops and end panels.



This end panel is a mix of oak veneer and aluminum-look high pressure laminate slatwall. The slatwall slots and end panel edges are aluminum.



A mix of 40" and 64" shelving units finished in primary-coloured high pressure laminate.

Shelving End Panel Gallery

Vivid Blue high pressure laminate slatwall end panels.



Wood-grained high pressure laminate slatwall end panels with solid hardwood edging and aluminum-lined slots



Slatwall end panels with 3mm PVC edging and matching counter tops.



Creative and functional end panel slatwall display unit with wood-grained high pressure laminate and stain-matched solid wood trim.



Add function and fun to your children's section! Slatwall and 'smiley face' end panel.



52" high unit for magazine storage and display with 'Espresso' end panels, complemented by 'Dijon'-coloured slatwall for high profile display.



Rich, wood grained high pressure laminate with stain-matched, solid wood edge end panel and counter top.

Horizon Library Shelving Options

Horizon Shelving Components

All Horizon shelving components are fully and easily height-adjustable. Shelves will fit both the Horizon *steel* and *wood* book stack systems.

The standard, non-specialty shelving option is the **Slotted Box Shelf (#1)**. Typical shelf quantities are as follows:

Height	Single Face	Double Face
40"	3	6
52"	4	8
64"	5	10
76"	6	12
88"	7	14



1 Slotted Box Shelf



2 5" High Slotted Box Shelf Divider



3 8" High Slotted Box Shelf Divider



4 Sloped Slotted Box Shelf



5 Sloped Slotted Box Base Shelf



6 Sloped Slotted Box Base Shelf -detail



7 Clip On Divider



8 Comic Book Shelf



9 Face-Out Book Display -mounted



10 Face-Out Book Display



11 Findable Book Divider



12 L Bookend



13 Low-Back Shelf



14 Low-Back Shelf -detail



15 Fixed Magazine Display Shelf



16 Multi-Media Shelf Rod



17 Newspaper Shelf



18 Periodical Display & Storage Shelf -closed



19 Periodical Display & Storage Shelf -open



20 Pull-Out Browser Shelf -closed



21 Pull-Out Browser Shelf -open



22 Reference Shelf



23 Reference Shelf -detail



24 Riser or Filler



25 Tray Shelf



26 Wire Divider



27 Wire Divider -attached to Tray Shelf



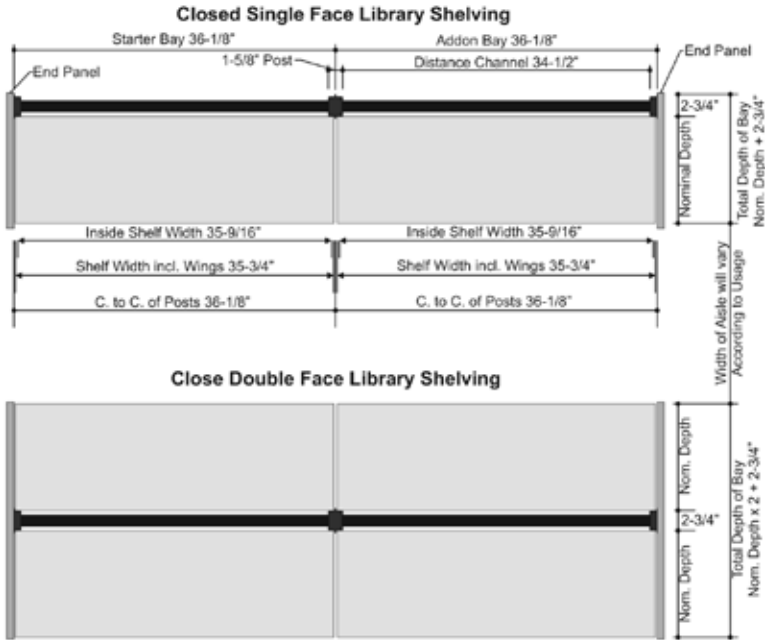
28 Zig Zag



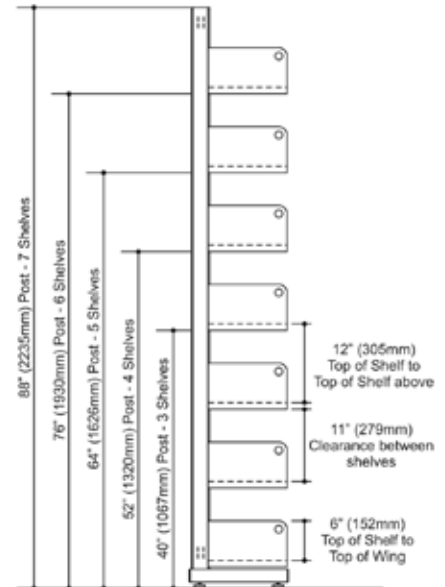
29 Zig Zag -on shelf

Horizon Library Steel Shelving

Planning Guide Steel Shelving



Typical Shelf Installation

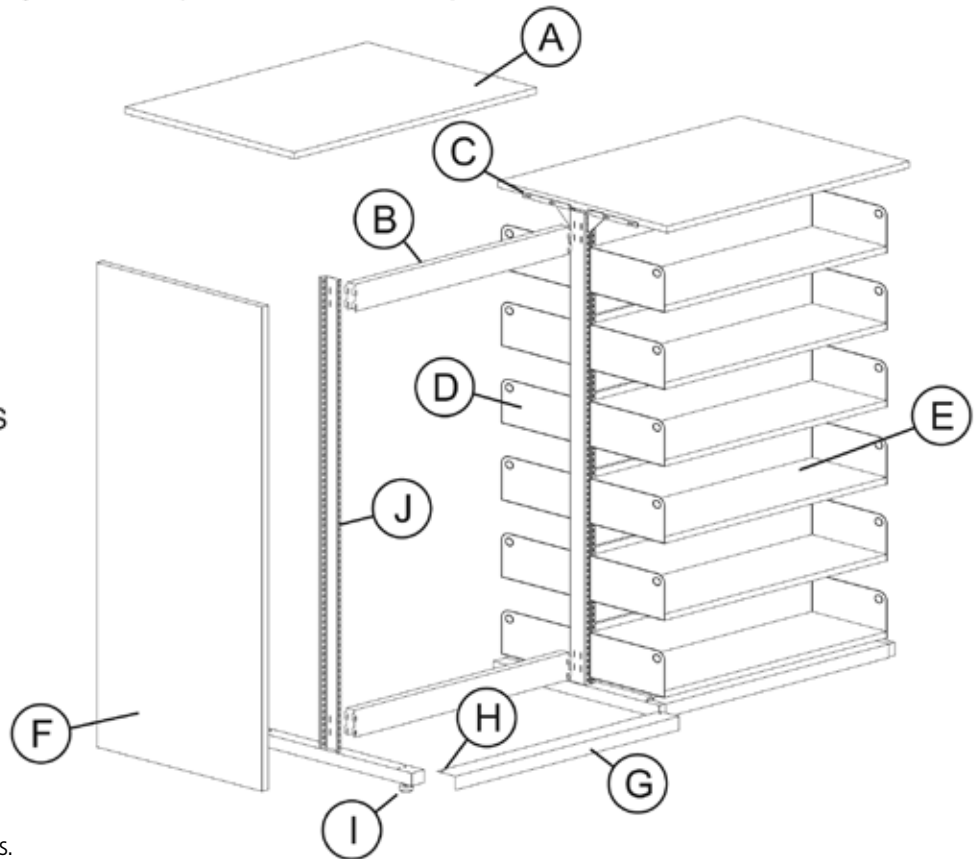


Open Style Run Length = No. of Bays x 36-1/8" + 1-5/8"

Closed Style Run Length = No. of Bays x 36-1/8" + (2 x End Panel Thickness)

Closed Type Library Shelving

- A) DUST COVER
- B) DISTANCE CHANNEL
- C) TOP BRACKET
- D) LIBRARY WING
- E) CANTILEVERED SHELF
- F) END PANEL
- G) KICKPLATE
- H) KICKPLATE FASTENERS
- I) ADJUSTABLE GLIDES
- J) UPRIGHT



May we help?

Designing a new library or modernizing your existing facilities? Our experienced staff would be happy to prepare layouts and quotations to suit your requirements.

Horizon Library Wood Shelving

The richness and tradition of a solid wood library! **Horizon** wood shelving features the same starter/add-on and single/doubled sided options as the steel library system. Available in oak or birch. All connections are metal-to-metal for optimal strength.

For expanded storage and display capabilities—all steel shelving options shown on page 5 can be incorporated into the **Horizon** Wood Shelving system.

Wood Shelving Sizes

Single-Sided	Double-Sided
Standard width: 36"	Standard width: 36"
Heights: 36" · 42" · 48" · 60" · 72" · 84" · 88"	Heights: 36" · 42" · 48" · 60" · 72" · 84" · 88"
Shelf depths: 9" · 10" · 12" · 15"	Shelf depths: 18" · 20" · 24" · 30"



72" high solid birch and birch veneer with a natural finish



Horizon Wood Shelving Specifications


- Shelf frame and kickplate are 1" thick, 7-ply, solid core plywood
- All visible edges banded with $\frac{3}{8}$ " solid hardwood edges
- Adjustable shelves are constructed from $\frac{3}{4}$ " solid hardwood
- Shelves support minimum 45 lb/ft², with a deflection of $\frac{3}{32}$ " or less.
- End panels include heavy duty, adjustable glides
- All connections are metal-to-metal

Shelf Options – The **Horizon** Wood Library System can accommodate:

- Solid wood shelves (Flat, Picture Book with Dividers)...or...
- Steel shelves (Tray, Hanging Bag, Periodical Display, Slotted Box and Magazine Display)

Horizon Library Wood Shelving

Planning Guide Wood Shelving



Run Length = (No. of Bays x 36-11/16") + 1"

Typical Shelf Installation

Single Faced Library Shelving

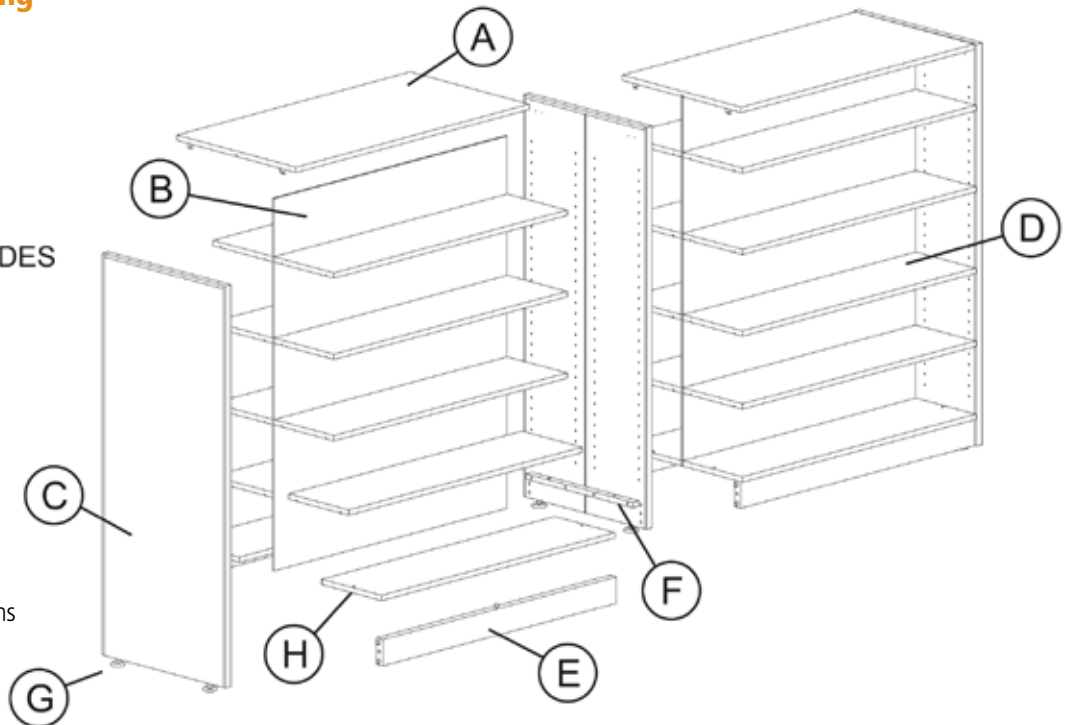
84"	5 Flat & 1 Bottom Shelf
72"	4 Flat & 1 Bottom Shelf
60"	3 Flat & 1 Bottom Shelf
48"	2 Flat & 1 Bottom Shelf
42" (For use with Picture Books)	1 Flat & 1 Bottom Shelf
36"	1 Flat & 1 Bottom Shelf

Double Faced Library Shelving

84"	10 Flat & 2 Bottom Shelf
72"	8 Flat & 2 Bottom Shelf
60"	6 Flat & 2 Bottom Shelf
48"	4 Flat & 2 Bottom Shelf
42" (For use with Picture Books)	2 Flat & 2 Bottom Shelf
36"	2 Flat & 2 Bottom Shelf

Wood Library Shelving

- A) COUNTERTOP
- B) BACK
- C) END PANEL
- D) SHELF
- E) KICKPLATE
- F) WOOD BLOCK
- G) ADJUSTABLE GLIDES
- H) BOTTOM



May we help?

Designing a new library or modernizing your existing facilities? Our experienced staff would be pleased to prepare layouts and quotations to suit your requirements.

Storage & Display

Ven-Rez offers a broad range of display and storage units to complement any library and to fill any need! Here are samples of various wood or laminate displays that might work in your library. Ven-Rez cabinet makers can build a custom wood furniture unit to meet your specific needs.



Custom tapered slatwall end panels



WF-3624-72DC

53-3624-72DC

Horizon Glass Display Cabinet

Trophies, artwork or special collections! Let Ven-Rez's skilled cabinet-makers build a display unit to meet your needs. Solid wood, laminate and glass options are available in a variety of sizes, configurations and storage options. Lockable cabinet and storage drawers are available upon request.

Model #	Dimensions
53-3624-72DC	36"W x 24"D x 72"H
WF-3624-72DC	36"W x 24"D x 72"H



40-3612-48

Horizon Bookcase

- Constructed from 1" laminate, complete with adjustable shelves
- Custom sizes and additional shelves available

Model #	Dimensions	No. of Shelves
40-3612-29	36"W x 12"D x 29"H	1 fixed + 1 adjustable
40-3612-48	36"W x 12"D x 48"H	1 fixed + 2 adjustable
40-3612-72	36"W x 12"D x 72"H	2 fixed + 3 adjustable



WA-6036-34
Double-sided with
custom slatwall
display shelves

Horizon A-Frame Wood Shelf

- Ideal for retail and merchandising environments
- Wood veneer construction with 1/4" hardwood banding
- Solid hardwood shelves and natural lacquer finish
- "Starter" & "Add-on" system for continuous shelving runs

Model #	Dimensions	Shelves
WA-5236-17	52"H x 36"W x 17"D	2 fixed + 2 adjustable (single-sided)
WA-6036-17	60"H x 36"W x 17"D	2 fixed + 3 adjustable (single-sided)
WA-7236-17	72"H x 36"W x 17"D	2 fixed + 3 adjustable (single-sided)
WA-5236-34	52"H x 36"W x 34"D	2 fixed + 2 adjustable (double-sided)
WA-6036-34	60"H x 36"W x 34"D	2 fixed + 3 adjustable (double-sided)
WA-7236-34	72"H x 36"W x 34"D	2 fixed + 3 adjustable (double-sided)

Storage & Display



Also available in
hardwood veneer
and custom sizes

Horizon Periodical Display & Storage Unit

- All-welded construction with powder coat finish
- Features 5 sloping display shelves concealing flat storage shelves
- Optional end panels available to complement library shelving or other furniture

Model #	Dimensions	No. of Shelves
46-3818-75	37½"W x 18"D x 75¼"H	5



53 Series Depressible Book Truck

Laminate or optional veneer construction • Optional locking top cover

Model #	Unit	Dimensions
53-2424-DB	Book truck	24"W x 24"D x 24"H

Horizon Magazine Display Stand

Over 26 feet of display space! Deep pockets ensure magazines stay upright while titles remain visible. 18-gauge steel shelves with plywood core and high pressure laminate end panels that are available in 7 standard colours.

Model #	Dimensions	No. of Shelves
47-4018-60	40"W x 18"D x 60"H	8



Storage & Display



DVD Display Cabinet

Simple and functional display and storage bunker for DVDs. Can be custom-designed for books, magazines or other media.

Model #	Dimensions	No. of Cubicles
WF-3630-CD	36" W x 30" D x 36" H	48



Story Time Storage & Display Unit

The large sloped easel sides with retaining lip allows books to be viewed by a group of seated children. For dual functionality, the easels can be constructed with a magnetic/dry erase board. Loads of storage and mobility are other features of the Story Time unit. Casters included.

Model #	Dimensions
WF-2621-SS	26" W x 21" D x 42" H



Tote Cabinet

This mobile storage cabinet comes complete with 30 yellow tote bins (16½" D x 14" W x 4½" H). Construction is MDF with high pressure laminate and tamper-proof, bullnosed edges. Ball castors are included.

Model #	Dimensions	No. of Shelves/Bins
62-3612-29	54" W x 30" D x 29" H	30

Single-sided version (15 bins) is also available.



Horizon Hardwood-Frame Reading Table & Bench

- Sloped reading surfaces with centre cavity for book display and storage
- Solid wood table frame with high pressure laminate top
- Hardwood bench upholstered with 4" foam
- 78" long tables with 69" benches
- Choose Oak or Birch with a natural varnish finish

Model #	Description	Model #	Description
WT-7833-ST	Table	WT-6912-UB	Bench



Picture Book Double-Sided Display

This mobile unit features stand-up storage on two sides, plus sloped tops for displaying or browsing featured books.

Model #	Dimensions	No. of Shelves/Cubicles
40-3624-SD	36" W x 24" D x 29" H	2/24



Children's Media Display & Storage Cabinet

The solid wood media cabinet shown above is actually 4 units, back-to-back and side-to-side. The cabinet functions as a display with large, heavy duty drawers for storage and browsing.

Model #	Dimensions	No. of Shelves
WF-3918-MD	39¾" W x 18½" D x 33¾" H (at back)	1 fixed + 1 adjustable

Non-children's Media Cabinet (54" H at back) also available.

Library Furniture Atlas & Dictionary Stands

Horizon Full Gable Atlas/Dictionary Stand

- Laminate construction
- Sloped top for book display or reading
- Choose Atlas / Dictionary / or combination stand
- Dimensions: 28½"W x 18"D x 39"H (front) and 43"H (back)

Model #	Description
45-28AS-FG	Atlas stand with 4 pullout shelves + 1 fixed shelf
45-28DS-FG	Dictionary stand with 2 fixed shelves
45-28AD-FG	Atlas/Dictionary stand with 3 pullout shelves + 1 fixed shelf



Horizon Wooden Atlas/Dictionary Stand

- Solid hardcore plywood box & drawer fronts with laminate top
- Sloped top for book display or reading
- Choose Atlas / Dictionary / or combination stand
- Dimensions: 28½"W x 18"D x 39" H (front) and 43" H (back)

Model #	Description
45-28AS-FL	Atlas stand with 5 pullout shelves + 1 fixed shelf
45-28DS-FL	Dictionary stand with 2 fixed shelves
45-28AD-FL	Atlas/Dictionary stand with 3 pullout shelves + 1 fixed shelf

Horizon Steel Atlas/Dictionary Stand

- Steel legs and box with laminate top & drawer fronts
- Sloped top for book display or reading
- Choose Atlas / Dictionary / or combination stand
- Dimensions: 28½"W x 18"D x 39"H (front) and 43" H (back)

Model #	Description
44-28AS-FL	Atlas stand with 5 pullout shelves + 1 fixed shelf
44-28DS-FL	Dictionary stand with 2 fixed shelves
44-28AD-FL	Atlas/Dictionary stand with 3 pullout shelves + 1 fixed shelf



Library Furniture Book Trucks

Horizon Wooden Book Trucks

- Solid hardcore plywood construction
- Choose Oak or Birch with a natural varnish finish
- All trucks are 44" H with 4" casters (2 locking)

Model #	Dimensions	Description
42-3618-3F	36"W x 18"D x 44"H	3 flat shelves
42-3618-4S	36"W x 18"D x 44"H	4 sloping + 1 flat shelf



Horizon 6-Wheel Book Trucks

The 6-Wheel book truck offers 3 distinct features:

- The 2 centre casters are slightly lower than the other 4, providing a pivot point for tight turns.
- 5" over-sized casters can effectively navigate bumps or irregular floors.
- The horizontal side handle provides better leverage for heavier loads.
- Steel frame & shelves available in beige, grey or black. High pressure laminate end panels available in a variety of wood grain finishes.

Model #	Dimensions	Description
41-3616-F6	36"W x 16"D x 42"H	3 flat shelves



Horizon All-Steel Book Trucks

The "Tank" is ready to do battle in your library!

- All-steel construction.
- Oversized (5") casters to effectively handle bumps and irregular floors.
- Eight welded gussets for added structure and reinforcement.
- Available in 3 standard colours: black, beige and grey.

Model #	Dimensions	Description
41-3718-52	37"W x 18"D x 40"H	All steel book truck with 2 flat shelves



Horizon Steel+Laminate Book Trucks

- Available with single or double-sided shelves
- Shelves can be sloped, flat or in combination
- All-welded construction with powder coat finish
- Hardcore plywood end panels faced with high pressure laminate
- Optional steel end panels available
- All trucks are 44" H with 4" casters (2 locking)

Model #	Dimensions	Description
41-3113-3S	31"W x 13"D x 44"H	3 sloping shelves
41-2413-3S	24"W x 13"D x 44"H	3 sloping shelves
41-3618-3F	36"W x 18"D x 44"H	3 flat shelves
41-2818-3F	28"W x 18"D x 44"H	3 flat shelves
41-3618-6S	36"W x 18"D x 44"H	6 sloping shelves
41-3618-2S	36"W x 18"D x 44"H	2 sloping + 2 flat shelves
41-3618-4S	36"W x 18"D x 44"H	4 sloping + 1 flat shelf

Circulation & Reception Desks

Functional. Flexible. Economical.

Design your 53 Series reception or circulation desk from the ground up! Choose from dozens of desk components for a customized workstation that perfectly meets the needs of your staff and patrons.

See all 53 Series desk components on page 10.



3-station charging desk/work station

Corner unit with patron's ledge



Work station with patron's ledge



Left end desk component with drawer pedestal



Right end return



2-station charging desk



Book drop -front

Storage & Display



86-14-TFD6



86-13-MTF5

Info Centre

- Maximum display capability in only four square feet of floor space
- Six cascading, open pockets and two bottom shelves will display a variety of media

Model #	Dimensions	Storage
86-14-TFD6	32½" W x 18" D x 60½" H	6 rows + 2 shelves
86-13-MTF5	25" W x 13" D x 45" H	5 rows + 1 shelf



86-13-NE20

Newspaper Express

- The Newspaper Express provides optimum headline visibility
- Rack design allows for easy retrieval and placement
- Equipped with castors and available in 2 sizes... 14 and 20 pockets

Model #	Dimensions	Pockets
86-13-NE14	20¾" W x 17½" D x 60" H	14
86-13-NE20	20¾" W x 17½" D x 72" H	20



Magazine Easels

- Attractive, mobile tubular easels adjust for newspapers or magazines
- Equipped with castors and available in 2 sizes... 10 and 20 pockets

Model #	Dimensions	Pockets
86-14-TMN1	20 1/8" W x 10" D x 40" H	10
86-14-TMN2	20 1/8" W x 20" D x 60 1/2" H	20

Storage & Display



86-4-0845

Silent Partner Paperback Spinner

- Every SP Paperback Spinner has rugged, all-metal construction
- Bottom-weighting ensures stability...available in 4 sizes

Model #	Dimensions	Pockets
86-4-028S	13¼" W x 13¼" D x 60½" H	28
86-4-056S	15¼" W x 15½" D x 60½" H	56
86-4-084S	19¾" W x 19¾" D x 60¾" H	84
86-4-0112	24¾" W x 24¾" D x 60¾" H	112



Silent Partner Children's Book Spinner

- Rugged, all-metal construction with 46 pockets
- Holds and displays a variety of children's book formats

Model #	Dimensions	Pockets
86-14-046S	16¾" W x 18¼" D x 60¼" H	46

Lecterns & Media Carts



Classic Lectern

The Classic lectern reflects traditional styling.

- Storage shelf on presenter's side
- Available in a variety of laminate wood finishes, or in wood veneer with an unlimited number of stain options

Model #	Dimensions
48-2217-CL	22"W x 17"D x 42"H



Presentation Lectern

The Presentation lectern features hideaway side tables to accommodate projectors or laptops.

- 4 casters (2 locking) are concealed from the audience
- Storage shelf
- Available in 7 standard laminate finishes

Model #	Dimensions
48-2520-H	25"W x 20"D x 45"H



Presentation/Utility Cart

- Solid welded steel frame and shelves on 4" casters (2 locking)
- 3 shelves + optional pull-out laptop tray + 2 cable/chord hangars
- Optional anti-slip rubber mat
- Custom designs are available

Model #	Dimensions	Options
43-2418-42	24"W x 18"D x 42"H	Specify with or without keyboard tray
43-3624-42	36"W x 24"D x 42"H	Specify with or without keyboard tray

Other custom sizes available



Media Cart

This Ven-Rez media cart is highly-functional and totally customizable. Dual-hinged side shelves, fixed or adjustable storage shelves, locked drawers or cupboard doors and casters are all options that can be incorporated into your custom media cart.

Model #	Dimensions
43-2821-MC	28"W x 21"D x 41"H



2-Tablet Presentation Stand

Features maximum flexibility with height adjustability on the main pedestal and tilt adjustability on both tablets.

Model #	Dimensions
48-2818-99	28"W x 18"D x adjustable height

Presentation Boards

Ven-Rez can supply all of your presentation board requirements including whiteboards, chalkboards, bulletin boards, directory boards and mobile/reversible boards.

Bulletin Boards

- Shown here with natural cork; a rainbow of cork colour options are available...or...substitute the cork with a slotted felt directory board and lettering.
- Lockable & sliding glass door is optional.
- Non-framed boards and cork "skin"-only options available.

Sizes (Height x Length)

2'x3' • 2'x4' • 3'x4' • 4'x4' • 4'x5' • 4'x6' • 4'x8' • 4'x10' • 4'x12' • 4'x16'

Custom sizes are available.



Mobile Reversible

- All presentation boards referred to on this page are available on mobile and reversible frames.
- One mobile unit can have 2 different surfaces (example: whiteboard on the front; green chalkboard on the back).

Standard Sizes (Height x Length)

3'x4' • 4'x4' • 4'x5' • 4'x6' • 4'x8'



Chalkboards & Whiteboards

- Steel-based boards with surfaces for markers (Whiteboards) or chalk (Green or Blackboards).
- Quality *Lausonite* (steel & resin) construction with a 20-year warranty. Or...upgrade to extremely durable *porcelain* (steel & enamel) for a 50-year warranty.
- Available framed, with pen/chalk rails, or unframed.

Sizes (Height x Length)

2'x3' • 2'x4' • 3'x4' • 4'x4' • 4'x5' • 4'x6' • 4'x8' • 4'x10' • 4'x12' • 4'x16'

Custom sizes are available.

Lockers & Cabinets



Perforated, double tier, 3-bank



Triple tier, 3-bank



Single tier, 3-bank

84 Series Lockers

- Quality steel locker for gyms, dressing rooms, schools, police stations, lunchrooms, government offices, etc.
- Versatile with a full selection of options and configurations
- One bank is 12"W x 72"H; maximum of 4 banks per unit (48"W)
- Choose single or double-tiered
- Standard colours: grey, beige and black

Model #	Description	Dimensions
84-04-STB1-15	Single Tier – Bank of 1	12"W x 72"H x 15"D
84-04-STB2-15	Single Tier – Bank of 2	24"W x 72"H x 15"D
84-04-STB3-15	Single Tier – Bank of 3	36"W x 72"H x 15"D
84-04-STB4-15	Single Tier – Bank of 4	48"W x 72"H x 15"D
84-04-STB1-18	Single Tier – Bank of 1	12"W x 72"H x 18"D
84-04-STB2-18	Single Tier – Bank of 2	24"W x 72"H x 18"D
84-04-STB3-18	Single Tier – Bank of 3	36"W x 72"H x 18"D
84-04-STB4-18	Single Tier – Bank of 4	48"W x 72"H x 18"D

Model #	Description	Dimensions
84-04-DTB1-15	Double Tier – Bank of 1	12"W x 72"H x 15"D
84-04-DTB2-15	Double Tier – Bank of 2	24"W x 72"H x 15"D
84-04-DTB3-15	Double Tier – Bank of 3	36"W x 72"H x 15"D
84-04-DTB4-15	Double Tier – Bank of 4	48"W x 72"H x 15"D
84-04-DTB1-18	Double Tier – Bank of 1	12"W x 72"H x 18"D
84-04-DTB2-18	Double Tier – Bank of 2	24"W x 72"H x 18"D
84-04-DTB3-18	Double Tier – Bank of 3	36"W x 72"H x 18"D
84-04-DTB4-18	Double Tier – Bank of 4	48"W x 72"H x 18"D



80 Series 5-Drawer Plan/Map Cabinet

The name pretty much says it all.

- Used in architectural, engineering and contractor offices
- Stackable and efficient... ideal for libraries & art supply stores
- Choose from 3 sizes
- Standard colours: grey, beige and black

Model #	Dimensions
80-04-4026	40 ⁵ / ₈ "W x 26" D x 17 ¹ / ₁₆ "H
80-04-4735	47 ⁵ / ₈ "W x 35" D x 17 ¹ / ₁₆ "H
80-04-5339	53 ⁵ / ₈ "W x 39" D x 17 ¹ / ₁₆ "H

File & Steel Storage Cabinets



80 Series Storage Cabinets

- Rugged steel construction with adjustable shelves
- Locks are standard
- Choose from 4 sizes/configurations
- Standard colours: grey, beige and black

Order #	Description	Dimensions
80-10-8820	Stationery storage cabinet	36"W x 18"D x 28"H
80-10-8822	Countertop height storage cabinet	36"W x 18"D x 40"H
80-10-8826	Combined cabinet	36"W x 18"D x 53"H
80-10-8824	Wardrobe cabinet	36"W x 18"D x 65"H

80 Series Lateral Filing Cabinet

- Rugged steel construction with available lock option
- Choose from 4 sizes
- Standard colours: grey, beige and black

Order #	Description	Dimensions
80-10-2222	2 drawers	36"W x 18"D x 28"H
80-10-2323	3 drawers	36"W x 18"D x 40"H
80-10-2424	4 drawers	36"W x 18"D x 53"H
80-10-2525	5 drawers	36"W x 18"D x 65"H



80 Series Vertical Filing Cabinet

- Both cabinets are legal size and just over 26" deep
- Recessed handles and locks are standard
- Full-height sides serve as supports for hanging files
- Choose from 2 sizes
- Standard colour: beige. Non-standard colours available upon request.

Model #	Description	Dimensions
80-07-2625	2 drawers	18"W x 26½"D x 29"H
80-07-2645	4 drawers	18"W x 26½"D x 52"H

Industrial Shelving

Spider Industrial Shelving System

Substantial load capacity (550–1925 lbs) and a design adapted to manual storage in most industrial and commercial sectors. An extremely versatile structure to which a wide range of accessories can be added. A functional design that ensures ease of use.

Strength + Utility

Both the **Open** and **Closed** styles are available in a variety of heights...widths...depths...and number of shelves. Every system begins with a Starter Unit and expands with Add-On Units. Note that the shelf-count includes the top (8-shelf units shown).

Heights	Widths	Depths	No. of Shelves
75" or 87"	36" or 42" or 48"	12" or 18" or 24"	5 or 6 or 7 or 8

Other custom **Heights** available upon request. Standard colours: black and grey
Please call to discuss the configuration that best suits your needs.

Closed Style Bolt Type



Open Style Bolt Type

Acadia Collection

The **Acadia Collection** features a cottage design and most often is selected with a lighter finish, such as birch, maple or oak. The top "core" and base board are constructed of medium density fibreboard which is stronger than particleboard and has similar characteristics to wood. The top is covered with high pressure laminate for scratch and heat resistance. Drawer, cupboard doors and sides are constructed with matching low pressure laminate.

A variety of handle hardware options are available.



Entertainment unit



Wardrobe/armoire



Mirror

Acadia Collection

Model #	Item	Dimensions
AC-3624-3D	3-Drawer Dresser Custom sizes and drawer configurations available	36"W x 24"D x 30"H
AC-2020-NT	Night Table 2 & 3-drawer options, plus drawer locks are also available	20"W x 20"D x 24"H
AC-2945-MI	Mirror	29"W x 45"H
AC-6024-6D	6-Drawer Dresser	60"W x 24"D x 30"H
AC-3666-WC	Wardrobe/Armoire	36"W x 24"D x 66"H
AC-1866-WC	Half Wardrobe/Armoire	18"W x 24"D x 66"H
AC-3660-EU	Entertainment Unit	36"W x 24"D x 60"H



6-drawer dresser



3-drawer dresser



Night table

Hampton Collection

The **Hampton** Collection is constructed of solid hardwood and wood veneer. The hand-crafted, Mission-styled design provides instant warmth to any room. The **Hampton** styling features recessed cupboard doors and side panels with raised hardwood framing. This collection is shown with a custom Honey finish.



Dresser



Night table

Hampton Collection

Model #	Item	Dimensions
HC-2020-NT	Night Table Features 1 drawer and 1 cupboard	20"W x 20"D x 24"H
HC-6024-7D	Dresser Custom sizes and drawer configurations available	60"W x 24"D x 30"H
HC-3624-6D	Chest of Drawers Custom sizes and drawer configurations available	36"W x 24"D x 60"H
HC-3666-WC	Armoire 2 external drawers and a variety of internal shelving options	36"W x 24"D x 66"H



Armoire



Chest of Drawers

Barrington Collection

The **Barrington** Collection features a number of design elements including a 2" decorative crown moulding around the top, a profiled base, a routed "scroll" on all drawer fronts and a recessed panel on the wardrobe door. The construction material includes a mix of high and low pressure laminates and medium density fibreboard for the drawer fronts, base and top core. The finish colour shown here is Sugar Maple.



Half wardrobe



Chest of drawers

Barrington Collection

Model #	Item	Dimensions
BC-3624-WI	Window Table	36"W x 24"D x 30"H
BC-2020-NT	3-Drawer Night Table	20"W x 20"D x 24"H
	1 & 2-drawer options, plus drawer locks are also available	
BC-6024-BL	Blanket Chest	60"W x 24"D x 30"H
	Custom sizes and drawer configurations available	
BC-6024-6D	Chest of Drawers	36"W x 24"D x 60"H
	Custom sizes and drawer configurations available	
BC-3666-WC	Full Wardrobe	36"W x 24"D x 66"H
BC-1866-WC	Half Wardrobe	18"W x 24"D x 66"H



Blanket chest



Night table



Window table

Stratford Collection

The **Stratford** Collection is constructed with a high pressure laminate top and drawer fronts on a medium density fibreboard core and low pressure laminate sides. The design on most units incorporates solid wood legs. The base moulding on the dresser and night tables features an arched profile. This collection as shown is finished in Regal Cherry laminate and matching stain.



Writing table



Desk



Night table



Dresser

Stratford Collection

Model #	Item	Dimensions
SC-2020-NT	Night Table 1 & 3-drawer options, plus drawer locks are also available	20"W x 20"D x 24"H
SC-2020-WT	Writing Table Includes 2 pencil drawers	36"W x 24"D x 30"H
SC-3624-DE	Desk File drawer and a variety of handle hardware options available	36"W x 24"D x 30"H
SC-6424-9D	9-Drawer Dresser Custom sizes and drawer configurations available	64"W x 24"D x 30"H

Annapolis Collection

Nothing compares to the warmth and richness of wood! The **Annapolis Collection** is constructed of 100% hardwood and wood veneer, with the classic and sophisticated design of heirloom furniture. This particular collection is stained in Mahogany and features 2" crown moulding with decorative base trim.



Writing table



Accent table



Night table

Annapolis Collection

Model #	Item	Dimensions
AN-2020-AT	Accent Table Ideal as a phone table, magazine stand or curio table	20"W x 20"D x 24"H
AN-2020-NT	3-Drawer Night Table 1 & 2-drawer options, plus drawer locks are also available	20"W x 20"D x 24"H
AN-3624-NT	Writing Table Includes 2 pencil drawers	36"W x 24"D x 30"H
AN-6024-3D	Dresser Custom sizes and drawer configurations available	60"W x 24"D x 30"H
AN-3624-6D	Chest of Drawers	36"W x 24"D x 60"H



Dresser



Chest of Drawers

Oxford Collection

The **Oxford Collection** is shown here in a Pear finish colour. The signature design element of this collection is the unique "dental" moulding found under the top lip of all units. The top core is constructed of medium density fibreboard, covered with high pressure laminate for heat and abrasion resistance. The side panels, shelves and drawer fronts are constructed of low pressure laminate.



Full wardrobe



Entertainment unit

Oxford Collection

Model #	Item	Dimensions
OC-2020-NT	3-Drawer Night Table 1 & 2-drawer options, plus drawer locks are also available	20"W x 20"D x 24"H
OC-3624-BC	Bookcase Includes 3 adjustable shelves; also available in 29"H or 72"H	36"W x 24"D x 30"H
OC-6024-8D	Dresser Custom sizes and drawer configurations available	60"W x 24"D x 30"H
OC-6024-EU	Entertainment Unit Also available in 36"W for traditional TVs	30"W x 24"D x 60"H
OC-3666-WC	Full Wardrobe	36"W x 24"D x 66"H
OC-1866-WC	Half Wardrobe	18"W x 24"D x 66"H



Dresser



Night table



Bookcase

Fundy Collection

The Fundy Collection is a mix of hardwoods and laminates. The thick solid wood framing and top, and straight-line design are reminiscent of Mission styling, giving the series a robust look and feel. The pieces shown here are finished in either of 2 custom colours: Candlelight or Dark Rum Cherry.



Bench



Dresser

Fundy Collection

Model #	Item	Dimensions
FC-2019-NT	Night Table	20"W x 19"D x 30"H
FC-4818-7D	Dresser	48"W x 18"D x 36"H
FC-8024-WC	Wardrobe	80"W x 24"D x 93"H
FC-4816-UB	Bench	48"W x 16"D x 20"H



Night table



Wardrobe

Accessibility Tables



4-person **Home Plate**-shaped tablets



4-person **Pie**-shaped tablets

Horizon 2-Way Adjustable Tables

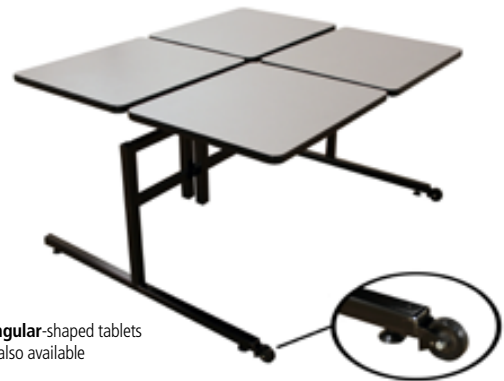
Ideal for seniors' homes, hospitals, schools, libraries—wherever people with differing physical needs gather together.

Features:









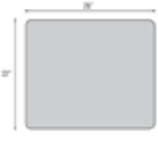



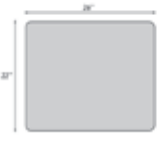

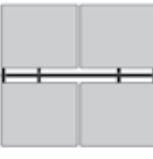

- Each tablet adjusts up/down (28" to 36" H) and in/out (6" range) to fully accommodate the individual's needs
- Heavy duty steel frame construction
- Sliding components constructed of nylon and steel for strength and low-resistance movement
- Tablet height mechanism is spring-assisted for easy adjustment

Options

- 3 tablet shapes and 4 configurations
- Optional wheels for easy roll away
- Optional lazy susan
- Top: scratch and heat resistant high pressure laminate OR thermofused seamless edge
- A variety of wood grain or solid colours available



4-person **Rectangular**-shaped tablets
2-person option also available

HORIZON 2-WAY ADJUSTABLE TABLES			
FRAME STYLE	TOP DESIGNS	CASTER OPTIONS	TOP DOWN VIEW
 4 PERSON X-BASE	 HOME PLATE	 2 LEGS	
	 PIE	 1 LEG	
 2 PERSON T-LEG	 RECTANGULAR	 2 LEGS	
 4 PERSON T-LEG	 RECTANGULAR	 2 LEGS	
		 STRAIGHT ONLY	

Dining & Activity Tables

Ven-Rez offers a wide range of quality tables for the dining room, office or recreational area. Choose from traditional or contemporary designs incorporating solid wood, steel and/or laminates. For many other general table options, see the **Tables** section of this catalogue.



WT Contemporary

WT Contemporary Table

- Solid wood legs and skirt
- High pressure laminate top for heat & scratch resistance
- Model shown above features a custom bull-nosed hardwood edge

Shape	Model #	Size	Shape	Model #	Size
Rectangle	WT-4824-TL	48 x 24"	Round	WT-3030-TL	30" dia.
	WT-6024-TL	60 x 24"		WT-3636-TL	36" dia.
	WT-6030-TL	60 x 30"		WT-4242-TL	42" dia.



BN Series

BN Series Tables

The BN Series features solid wood legs and edging. This Series is frameless...the legs attach to the top with a 12" x 12" x 3/16" thick steel plate.

Shape	Model #	Size	Shape	Model #	Size
Rectangle	BN-4824	48 x 24"	Round	BN-3030	30" dia.
	BN-6024	60 x 24"		BN-3636	36" dia.
	BN-6030	60 x 30"		BN-4242	42" dia.



WT Classic

WT Classic Table

- Traditional wood-base table with spindle legs and profiled skirt
- High pressure laminate top for heat & scratch resistance
- Choose from a variety of woodgrain options

Shape	Model #	Size	Shape	Model #	Size
Rectangle	WT-4824-SL	48 x 24"	Round	WT-3030-SL	30" dia.
	WT-6024-SL	60 x 24"		WT-3636-SL	36" dia.
	WT-6030-SL	60 x 30"		WT-4242-SL	42" dia.



RF Series

RF Series Table

The RF Series is an attractive, all-purpose table suitable for the activity room, office or cafeteria. With a "shaped" top the RF table could serve as a stylish boardroom or meeting room table. The double-T leg and top support stretcher are constructed of 16-gauge x 1 1/4" steel tubing.

The top is 1" particleboard core covered with heat and scratch resistant high pressure laminate. A 2" curved steel stretcher runs along the underside of the top, providing two-direction reinforcement. Standard edge is 3mm PVC.

The arched foot adds an interesting design feature to the table, while allowing for easy floor cleaning.

See page 5 of the **Tables** section for RF Series size options and model #s.

Occasional Tables

Ven-Rez offers a wide range of specialty tables including coffee tables, end tables, window tables and accent tables. Choose a traditional or contemporary design with solid wood legs and frame. Top options include solid wood or heat and scratch resistant, high pressure laminate.



Coffee table



End table

Queen Anne Collection

- Eloquently shaped Queen Anne legs
- Solid wood legs, skirt and top edging
- High-pressure laminate surface for scratch and heat resistance
- Series also includes a Sofa and Accent Table (not shown)

Item	Model #	Size	Item	Model #	Size
Coffee Table	QA-4824	48 x 24"	End Table	QA-3030	30 x 30"
	QA-6024	60 x 24"		QA-3636	36 x 36"
	QA-6030	60 x 30"		QA-4242	42 x 42"



Sofa table



Accent table

Annapolis Collection

- Contemporary design with tapered legs
- Solid wood legs, frame and edges
- High-pressure laminate surface for scratch & heat resistance
- Choice of knobs or handles in a variety of styles
- Series also includes a Coffee Table and End Table (not shown)

Item	Model #	Size	Shape	Model #	Size
Sofa Table	AN-4824-ST	48 x 24"	End Table	AN-3030	30 x 30"
	AN-6024-ST	60 x 24"		AN-3636	36 x 36"
	AN-6030-ST	60 x 30"		AN-4242	42 x 42"
	<i>Other custom sizes available</i>		Accent Table	AN-2020	20 x 20"
Coffee Table	AN-4824-CT	48 x 24"			
	<i>Other custom sizes available</i>				