



Manufacturers of Quality  
Educational, Library and  
Public-Use Furniture

Since 1948

## Standing Offers



# Tables

## Built to Last

**H**orizon 11 Series tables are all built the same way – *ruggedly!* Frames are 3", J-section, 18 and/or 16-gauge steel (depending on the table size) and legs are 1¼" square 16-gauge. Legs are attached to the frame by a single vibration proof bolt that connects to a matching 3/16" thick plate steel corner and leg bracket.

- Table tops are 5/8" thick, medium density fibreboard core covered with heat & scratch resistant high pressure laminate.
- All tops are machined, sanded and finished with synthetic resin, producing a tamper-proof, durable and attractive edge.
- Fixed table heights range from 16" to 30"
- Height-adjustable also available



All **Horizon** steel tables feature a thick, 3" J-frame support structure. Legs become an integral part of this frame with a vibration-proof bolt connecting through 3 layers of heavy gauge steel.



**Optional Plywood Core**  
For excessively humid environments, consider hardcore plywood desktops.



**Felt Glides Standard**  
High density felt pad integrated into a heavy duty nylon glide provides quiet, classroom floor protection.



11-3000

## Horizon 11 Series Round Table

Choose from table heights: 22" · 24" · 26" · 28" · 30" or Adjustable

Model #	Diameter	Model #	Diameter	Model #	Diameter
11-2400	24"	<b>11-3600</b>	<b>36"</b>	11-6000	60"
11-3000	30"	11-4800	48"		



11-6024

## Horizon 11 Series Rectangular/Square Tables

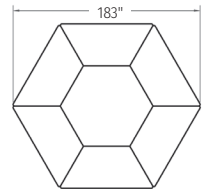
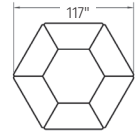
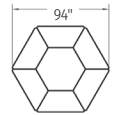
Choose from table heights: 22" · 24" · 26" · 28" · 30" or Adjustable

Model #	Size	Model #	Size	Model #	Size
11-2424	24 x 24"	11-4830	48 x 30"	<b>11-3636</b>	<b>36 x 36"</b>
11-3624	36 x 24"	<b>11-6030</b>	<b>60 x 30"</b>	11-6036	60 x 36"
<b>11-4824</b>	<b>48 x 24"</b>	11-7230	72 x 30"	11-7236	72 x 36"
11-6024	60 x 24"	11-9630	96 x 30"	11-9636	96 x 36"
<b>11-4848</b>	<b>48 x 48"</b>				

# Tables



Felt-Tipped Glides available for all 11Series tables



## Horizon 11Series Trapezoid Table

The 11-4222 is designed to comfortably seat 1 senior student, or 2 junior students. The 11-6333 seats up to 3, and the 11-9444 model up to 6. The Trap tables can be pulled together in a variety of ways to form creative and functional group work spaces.

Model #	Dimensions	Model #	Dimensions
11-4222	48 x 24 x 24 x 24"	11-9444	96 x 48 x 48 x 48"
11-6333	60 x 30 x 30 x 30"		



## Horizon 11Series Half Round Table

Choose from table heights: 22" · 24" · 26" · 28" · 30" or Adjustable

Model #	Dimensions
11-4801	48 x 24"



## Horizon 11Series Pie-Shape Table

The 11 Series Pie-Shape table works great as a 2-student standalone unit, or when slid together as a functional 6-person, conferencing table.

Model #	Dimensions	3-Table Grouping
11-40PS	(1) table approx. 40"W x 30"D	Diameter approx. 60"

# Tables



Felt-Tipped Glides available for all 11Series tables



**Octagon** 48 x 48"  
Model # 11-4805



**Horseshoe** 72 x 48"  
Model # 11-7202



**Clover** 48 x 48"  
Model # 11-4806



**Kidney** 72 x 48"  
Model # 11-7204



**Flower** 60 x 60"  
Model # 11-6003



**C-Shaped** 72 x 48"  
Model # 11-72CS

## Horizon 11Series Form & Function Tables

Choose from table heights: 22" · 24" · 26" · 28" · 30" or Adjustable

Shape	Model #	Size	Shape	Model #	Size
Octagon	11-4805	48 x 48"	Horseshoe	11-6602	66 x 60"
Clover	<b>11-4806</b>	<b>48 x 48"</b>	<b>11-7202</b>	<b>72 x 48"</b>	
Flower	<b>11-6003</b>	<b>60 x 60"</b>	C-Shape	11-66CS	66 x 60"
Kidney	<b>11-7204</b>	<b>72 x 48"</b>		11-72CS	72 x 48"

# Tables



## Horizon Folding Tables

Choose the birch plywood top with natural finish and bullnosed edge, or MDF core high pressure laminate face with bullnosed edge. All models have a rugged steel frame and plastic corner bumpers for protection when stacked.

- Choice of **standard** or **heavy duty** steel folding mechanism
- Table shapes include **Rectangular, Round, Oval** and **Crescent**
- Folding benches also available
- All table heights are 30"

### Heavy Duty with Plywood Top

Shape	Model #	Size	Shape	Model #	Size
Rectangle	15-7218	72 x 18"	Round	15-4800	48" dia.
	15-4830	48 x 30"		15-6000	60" dia.
	15-6030	60 x 30"		15-7200	72" dia.
	15-7230	72 x 30"	Oval	15-7208	72 x 54"
	15-9630	96 x 30"	Crescent	15-7211	72 x 36"
	15-7236	72 x 36"	Bench (18"H)	15-7212	72 x 12"
	15-9636	96 x 36"		15-9612	96 x 12"

### Heavy Duty with High Pressure Laminate Top

Shape	Model #	Size	Shape	Model #	Size
Rectangle	16-7218	72 x 18"	Round	16-4800	48" dia.
	16-6030	60 x 30"	Oval	16-7208	72 x 54"
	16-7230	72 x 30"	Crescent	16-7211	72 x 36"
	16-9630	96 x 30"	Bench (18"H)	16-7212	72 x 12"
	16-7236	72 x 36"		16-9612	96 x 12"
	16-9636	96 x 36"			

### Standard Duty with Plywood Top

Shape	Model #	Size	Shape	Model #	Size
Rectangle	17-7218	72 x 18"	Round	17-4800	48" dia.
	17-4830	48 x 30"		17-6000	60" dia.
	<b>17-6030</b>	<b>60 x 30"</b>		17-7200	72" dia.
	<b>17-7230</b>	<b>72 x 30"</b>	Oval	17-7208	72 x 54"
	17-9630	96 x 30"	Crescent	17-7211	72 x 36"
	17-7236	72 x 36"	Bench (18"H)	17-7212	72 x 12"
	17-9636	96 x 36"		17-9612	96 x 12"

### Standard Duty with High Pressure Laminate Top

Shape	Model #	Size	Shape	Model #	Size
Rectangle	19-7218	72 x 18"	Round	19-4800	48" dia.
	19-6030	60 x 30"	Oval	19-7208	72 x 54"
	19-7230	72 x 30"	Crescent	19-7211	72 x 36"
	19-9630	96 x 30"	Bench (18"H)	19-7212	72 x 12"
	19-7236	72 x 36"		19-9612	96 x 12"
	19-9636	96 x 36"			

# Chairs

## None Stronger!

The **Horizon** student chair offers incredible durability with a nearly indestructible plastic shell and 16-gauge steel legs...25% thicker than most competitive student chairs. The polypropylene shell is flexible and contoured to promote correct posture. The chair legs are splayed to discourage teetering. Heavy duty felt tipped glides are available to reduce classroom noise and help protect floors. The **Horizon** student chair carries a 10-year warranty...but we expect it to last twice that long!!



### Glides

Choose the new high density felt-tipped glide for floor protection and noise reduction.

### Horizon Padded Chair

For extra comfort, the Horizon chair is offered with upholstered, 3/4" foam padding. Choose from any of our standard fabric colours. When ordering, please specify your basic Horizon chair model # and stipulate **padded**.



## Horizon Student Chairs

The **Junior** shell is standard on all 12", 14" and 15" chairs. **Senior** shells are standard on 16" and 18" chairs.

Model #	Choose Height	Description
01-1111-16-18		Basic Horizon student chair with 1" diameter legs
01-1112-12-14-15-16-18		Basic Horizon student chair with 7/8" diameter legs
01-1116-18		Large shell with sled base (not shown)
01-1117-12-14-15-16-18		Shell arm chair with natural birch arms (not shown)
01-1118-18		Shell chair with pedestal base (not shown)

Options:	
	Adjustable legs (see next page)
	Padded seat
	Padded seat and back
	Under-seat book rack
	Chromed frame
	Ganging device (link up to 5 chairs)
	Felt or swivel glides



**Horizon Inverted Chair Dolly**  
Holds 10-12 chairs  
Model # VD-2020

# Chairs



## Horizon Adjustable Leg Chair

The Horizon student chair now has the flexibility of growing with your students. Height adjusts in 1" increments from 14" to 18".

Model #

**01-1111-99**



Shown with padded seat option

01-1132-99

## Horizon High Drafting Chair

Ergonomic, molded shell with swivel mechanism and manual height adjustment. Chromed base with tubular footrest attached to shell.

Available with glides or casters.

Model #	Description
<b>01-1131-99</b>	5-glide base; height adjusts from 23" to 28"
01-1132-99	5-caster base; height adjusts from 25" to 30"
<b>Options:</b>	Padded seat...or padded seat and back

# Stools & Benches



## Horizon Shell Stool

One-piece shell with self-levelling glides.  
Optional heavy duty, felt-tipped nylon glides available.

Model #	Choose height	Description
01-1171-18-20-22-24-26-28-30		Fixed leg heights from 18" to 30"
01-1171-99		Adjustable from 23" to 30" in 1" increments

Available options:	
	Swivel return
	Padded seat
	Padded seat and back



## Horizon Stacking Stool

Choice of MDF or plywood core seats with high pressure laminate (HPL) or natural lacquer finish. Available in fixed heights from 18" to 30" in 2" increments...or adjustable from 23" to 31" in 1" increments. Available with self-levelling nylon glides, or felt-tipped nylon glides.

Model #	Choose height	Description
01-1161-18-20-22-24-26-28-30		Fixed height; MDF + HPL seat
01-1161-99		Adjustable; MDF + HPL seat
01-1162-18-20-22-24-26-28-30		Fixed height; plywood + HPL seat
01-1162-99		Adjustable; plywood + HPL seat
01-1163-18-20-22-24-26-28-30		Fixed height; plywood + natural finish seat
01-1163-99		Adjustable; plywood + natural finish seat



## Mobile Convertible Bench

Model #	Description
BT-6	72" Long, 12" wide bench, 15" wide top, 29" high top surface, 29" - 30" opened width

# Industrial Tech Work Benches



## Lumber Storage Rack (shown on back wall)

Solid, 2 x 4" hardwood frame with angled, heavy-duty steel arms to safely support lumber.

Model #	Size	Model #	Size
LS-1024-80	120"L x 24"D x 80 <sup>3</sup> / <sub>8</sub> "H	LS-1224-80	144"L x 24"D x 80 <sup>3</sup> / <sub>8</sub> "H

## 60Series Hardwood Top Work Bench

Heavy duty steel base with a rugged, 2" thick solid hardwood 'butcherblock' top. Optional vises, dog-pin holes, angle iron edges and plywood shelf.

Model #	Size	Model #	Size
60-6030-32	60 x 30 x 32"H	60-6054-32	60 x 54 x 32"H
60-7230-32	72 x 30 x 32"H		

# Classroom Desks

**S**tudent Desks and Combination Chair Desks are offered in a variety of work surface sizes and storage options to meet the needs of students in any learning environment.

**Ven-Rez** desks feature:

- All-welded frames with 1¼", 16-gauge steel legs with powder-coat finish
- Standard desk tops have a 5/8" MDF core with high pressure laminate face
- Tamper-proof, bull-nosed edges
- Fixed or adjustable-height option, excluding the **Champion** and **Combination Chair Desks**
- Fixed heights available in 1" increments from 22" to 30"
- Adjustable leg option in 1" increments from 22" to 30" with 2 set screws per leg for maximum holding power
- Pencil groove is optional for **all** Classroom Desks



### Felt Glides

High density felt pad integrated into a heavy-duty nylon glide. Helps reduce classroom noise while protecting floors. Available upon request.



### Optional Plywood Core

For excessively humid environments, consider hardcore plywood desktops.



23-2418

## Champion Desk

Ideal for senior classrooms where desk storage is normally not required and leg room is important.

- Angled legs prevent tipping

Model #	Top Size	Height
<b>23-2418</b>	<b>24 x 18"</b>	<b>30"</b>
<b>23-3018</b>	<b>30 x 18"</b>	<b>30"</b>
23-3024	30 x 24"	30"
<b>23-3624</b>	<b>36 x 24"</b>	<b>30"</b>

## Teacher's Desk

Model #	Top Size
<b>11-6030B</b>	<b>30 x 60"</b>



# Classroom Desks



**Horizon Art Drafting Chair**  
Model # 01-1131-99  
Seating section page 4

Standard heights of 30" and 37"  
with fixed or adjustable sloped  
tops in several sizes

26-3024-37



Side storage box 12 x 24"

26-3624-30

## Horizon Art/Drafting Desk

The work surface adjusts from 0° to 45° with a metal retaining lip to keep papers in place.

- Standard heights of 30" and 37"
- Side storage box on model 26-3624

Model #	Top Size	Height	Features
26-2424-30	24 x 24"	30"	45° fixed slope
26-2424-37	24 x 24"	37"	45° fixed slope
<b>26-3024-30</b>	<b>30 x 24"</b>	<b>30"</b>	<b>Adjustable slope: 0° to 45°</b>
<b>26-3024-37</b>	<b>30 x 24"</b>	<b>37"</b>	<b>Adjustable slope: 0° to 45°</b>
<b>26-3624-30</b>	<b>36 x 24"</b>	<b>30"</b>	<b>Adjustable slope + side storage box</b>
<b>26-3624-37</b>	<b>36 x 24"</b>	<b>37"</b>	<b>Adjustable slope + side storage box</b>

# Library Furniture



## Horizon Steel+Laminate Book Trucks

- Available with single or double-sided shelves
- Shelves can be sloped, flat or in combination
- All-welded construction with powder coat finish
- Hardcore plywood end panels faced with high pressure laminate
- Optional steel end panels available
- All trucks are 44"H with 4" casters (2 locking)

Model #	Dimensions	Description
41-3113-3S	31"W x 13"D x 44"H	3 sloping shelves
41-2413-3S	24"W x 13"D x 44"H	3 sloping shelves
41-3618-3F	36"W x 18"D x 44"H	3 flat shelves
41-2818-3F	28"W x 18"D x 44"H	3 flat shelves
<b>41-3618-6S</b>	<b>36"W x 18"D x 44"H</b>	<b>6 sloping shelves</b>
41-3618-2S	36"W x 18"D x 44"H	2 sloping + 2 flat shelves
<b>41-3618-4S</b>	<b>36"W x 18"D x 44"H</b>	<b>4 sloping + 1 flat shelf</b>



## Atlanta Steel-Frame Study Carrel

Model #	Width x Depth x Height	Description
<b>49-3030-SA</b>	<b>30 x 30 x 48"</b>	<b>Type A (starter unit)</b>
49-3030-SB	30 x 30 x 48"	Type B (open left)
49-3030-SC	30 x 30 x 48"	Type C (open back)
49-3030-SD	30 x 30 x 48"	Type D (open left back)
49-3630-SA	36 x 30 x 48"	Type A (starter unit)
49-3630-SB	36 x 30 x 48"	Type B (open left)
49-3630-SC	36 x 30 x 48"	Type C (open back)
49-3630-SD	36 x 30 x 48"	Type D (open left back)



## Lockable Storage Presentation Lectern

Model #	Dimensions
DL-2821-41	28"W x 21"D x 41"H



## Horizon Closed Shelving System

Model #	Dimensions	Description
CS-5236-9	36"W x 52"H	4 Shelves
CD-5236-18	36"W x 52"H	8 Shelves

## Display & Presentation

### Whiteboards

- Steel-based boards with surfaces for markers (Whiteboards)
- Quality *Lausonite* (steel & resin) construction with a 20-year warranty. Or...upgrade to extremely durable *porcelain* (steel & enamel) for a 50-year warranty.
- Available framed, with pen/chalk rails, or unframed.

Sizes (Height x Length)

2'x3' · 2'x4' · 3'x4' · 4'x4' · 4'x5' · 4'x6' · **4'x8'** · 4'x10' · **4'x12'** · 4'x16'

Custom sizes are available.

